

# Royal Bahamas Police Force

Creating Safer Communities



## JANUARY, 2021

### NATIONWIDE CRIME STATISTICS

## TABLE OF CONTENTS

Nationwide Crime Analysis - January 2021 vs 2020	1
Nationwide Crime Statistics - January 2021 vs 2020	3
Murder	4
Sexual Offences	6
Armed Robbery	7
Housebreaking	10
Stealing from a Vehicle	12
Stolen Vehicle	13
New Providence Reported Crime Statistics	15
New Providence Divisional Breakdown	16
Grand Bahama Reported Crime Statistics	17
Grand Bahama Divisional Breakdown	18
Family Islands Reported Crime Statistics	19
Family Islands Divisional Breakdown	20
Cybercrime	21
Crime Scene Investigations	21
Firearm Seizures	22
Drug Seizures	23
Missing Persons	24
Emergency Powers Order (Breach)	25
Other Police Activities	26
Complaints Against Police Officers	27
Fire Calls	28
Miscellaneous Offences	29
Domestic Related Cases	31
Gender Based Matters	33
Police Involved Shootings	34
Suicide Related Incidents	35
Drowning Incidents	36
Sudden Death – Natural Causes	37
Financial Crimes	38
Immigration Violations	40
Human Smuggling	41
Traffic Incidents	42
Training	43

**Nationwide Crime Analysis**  
**January**  
**2021 vs 2020**

Preliminary figures for January 2021 indicate that major crimes decreased by 13% with 297 cases, compared to 342 in 2020. Crimes against the person decreased by 6% with 73 incidents, compared to 78 in 2020. Property crimes decreased by 15% with 224 incidents, compared to 264 in 2020. There were regional decreases in New Providence and the Family Islands District at rates of 15% and 43% respectively when compared to 2020.

**Homicides** increased by 43% with 10 incidents, compared to 7 over the same period in 2020. There were 9 murders in New Providence and 1 in the Abaco Division. The murder solvency rate for the period stands at 50%. Victims between the ages of 18 and 35 represented 60% of all homicides. Based on preliminary figures, homicides were more likely to occur on a Sunday than any other day of the week. Homicides were more prevalent in the **Southeastern Division** which accounted for 30% of the overall total. Fatal gunshot wound was the leading cause of death for homicides accounting for 9 incidents.

Armed robberies increased by 13% with 34 incidents, compared to 30 over the same period in 2020. **Armed robberies** occurred mostly between the hours of 6pm and 10pm. Based on preliminary figures, armed robberies were more likely to occur on a Thursday than any other day of the week. Armed robberies were more prevalent in the **South Central Division** which accounted for 41% of the overall total. Most armed robberies occurred on the streets with business establishments close behind. Firearms continue to be the weapon of choice for the commission of armed robberies. Males represented the highest percentage of victims at 62%, compared to female victims at 38%.

**Robberies** decreased by 48% with 11 incidents, compared to 21 over the same period in 2020. Robberies occurred mostly between the hours of 8pm and 10pm. Based on preliminary figures, robberies were more likely to occur on a Friday than any other day of the week. Males represented the highest percentage of victims at 73%, compared to female victims at 27%.

**Stolen vehicles** decreased by 47% with 19 incidents, compared to 36 over the same period in 2020. **Hondas** and **Nissans** were the most targeted vehicles of choice representing 42% and 26% respectively. Honda Civics, Honda Streams, Nissan Cubes and Nissan March vehicles were the predominant models stolen. Residences were the most targeted locations and the **Southwestern Division** accounted for the majority of stolen vehicles at 37%. Forty-seven percent of stolen vehicles in January 2021 were recovered.

**Stealing from vehicles** increased by 13% with 45 incidents, compared to 40 over the same period in 2020. The most frequent items stolen included cash, jewelry, tools and cellular phones. Nissan Cubes and Honda Accords were the most targeted vehicles for this crime. Based on preliminary figures, stealing from vehicles were more likely to occur on a Friday than any other day of the week. Stealing from vehicle cases were more prevalent in the **Southeastern Division** which accounted for 18% of the overall total for the month.

**Housebreakings** decreased by 2% with 49 incidents, compared to 50 over the same period in 2020. **New Providence District** accounted for 21 or 43% of all housebreakings, most of which occurred in the **Northeastern Division**. **Grand Bahama including Abaco and Bimini** accounted for 16 or 33% of housebreakings. The **Family Islands District** accounted for the remaining 24%, most of which occurred in Andros with 5 incidents.

For the period in review, a total of 36 **firearms** and 534 rounds of ammunition were discovered and/or seized throughout the Commonwealth of The Bahamas. As a result, 34 persons were charged with possession of illegal firearms. Additionally, **ShotSpotter** detected a total of 129 gunshot incidents, consisting of 117 multiple shots and 12 single shot incidents, totaling 479 rounds discharged.

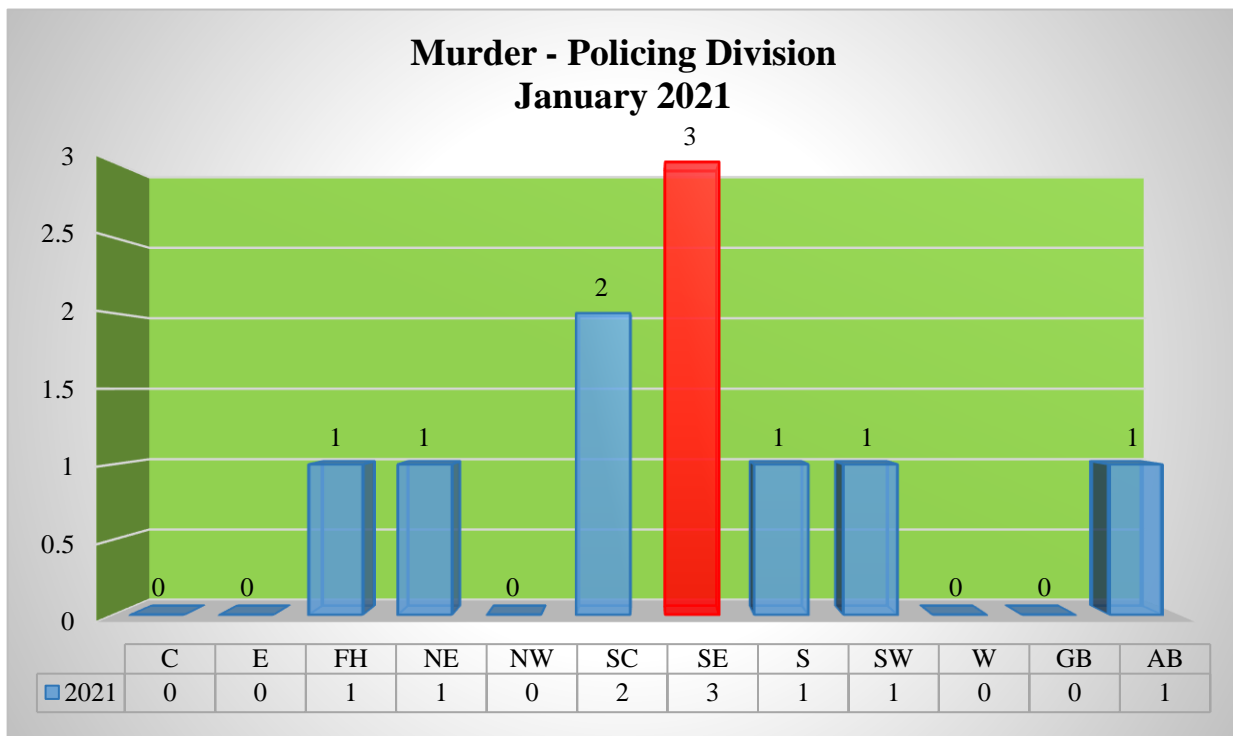
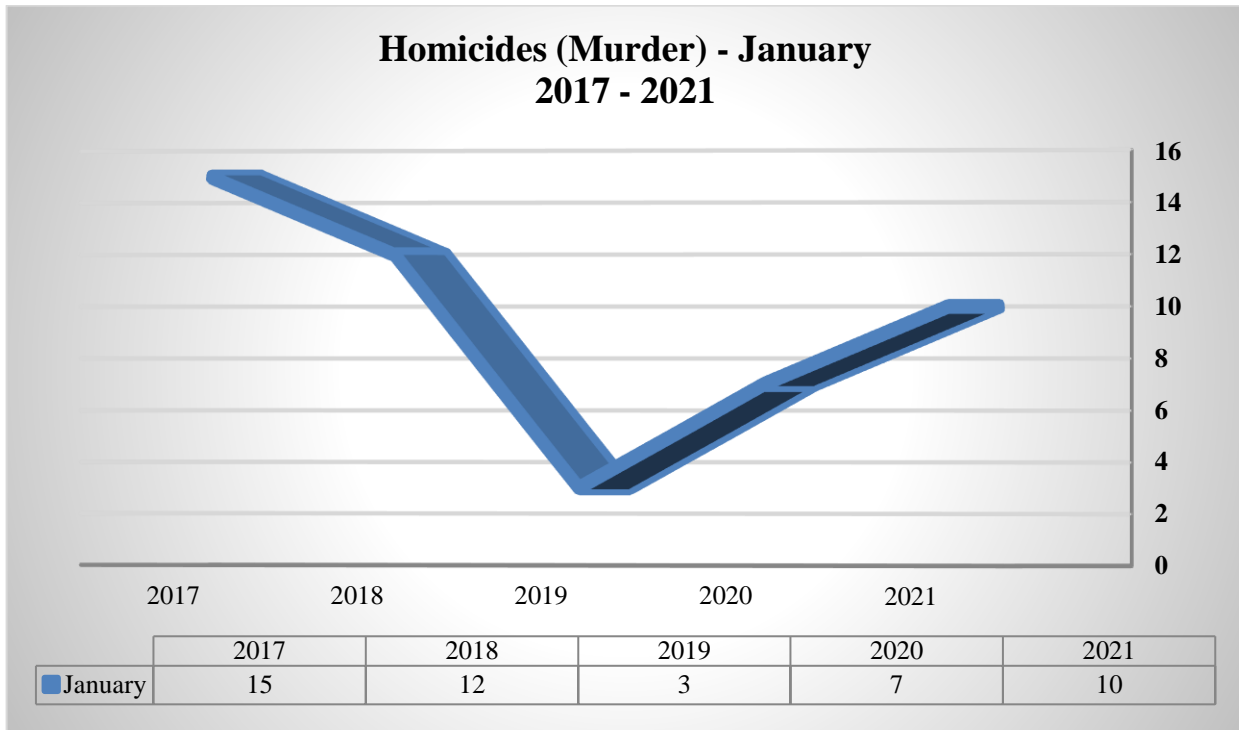
There were 401 breaches to the Emergency Powers Order including 140 curfew violations and 261 other breaches. The Force also responded to 8 Covid 19 calls for assistance. Furthermore, officers of the Royal Bahamas Police Force conducted 1,006 field check patrols, 136 road checks and executed 69 warrants of arrest throughout the Commonwealth of The Bahamas. As a result of these efforts, 150 persons were arrested and 122 suspects were charged for possession of dangerous drugs.

**Nationwide Crime Statistics**  
**January**  
**2021 vs 2020**

<b>Crimes Against the Person</b>	<b>2021</b>	<b>2020</b>	<b>% CHANGE</b>
Murder	10	7	<b>43</b>
Attempted Murder	1	1	<b>0</b>
Manslaughter	0	0	<b>0</b>
Rape	7	3	<b>133</b>
Attempted Rape	1	2	<b>-50</b>
Unlawful Sexual Intercourse	7	13	<b>-46</b>
Armed Robbery	34	30	<b>13</b>
Robbery	11	21	<b>-48</b>
Attempted Robbery	2	1	<b>100</b>
<b>Sub-Total</b>	<b>73</b>	<b>78</b>	<b>-6</b>
<b>Crimes Against the Property</b>	<b>2021</b>	<b>2020</b>	<b>% CHANGE</b>
Burglary	10	18	<b>-44</b>
Housebreaking	49	50	<b>-2</b>
Shopbreaking	31	39	<b>-21</b>
Stealing	70	81	<b>-14</b>
Stealing from Vehicle	45	40	<b>13</b>
Stolen Vehicle	19	36	<b>-47</b>
<b>Sub-Total</b>	<b>224</b>	<b>264</b>	<b>-15</b>
<b>Total</b>	<b>297</b>	<b>342</b>	<b>-13</b>

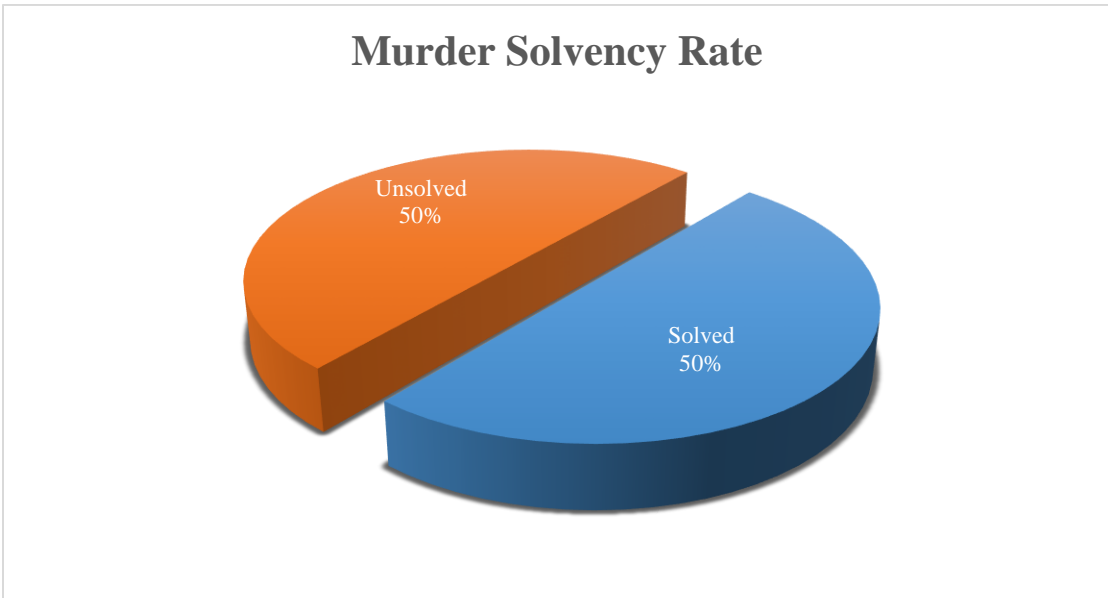
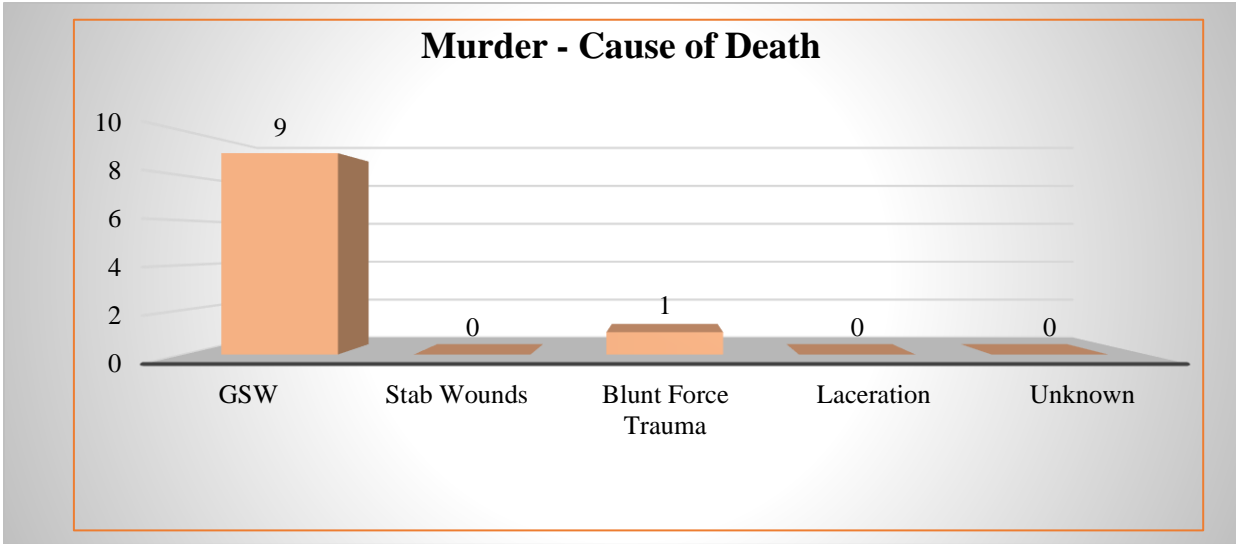
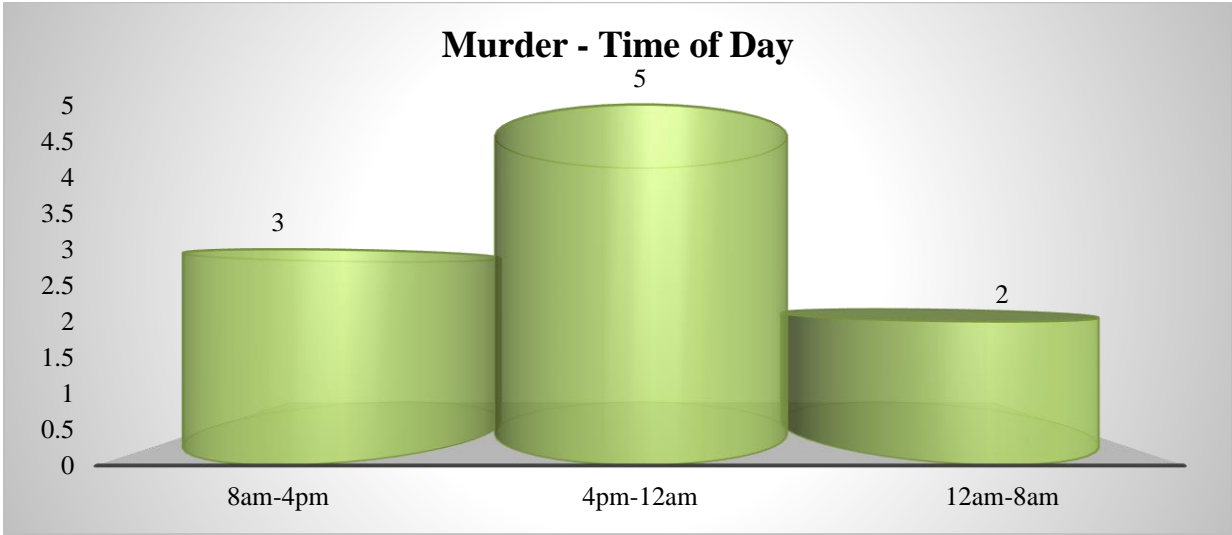
## Murder

In 2021, murders for January increased by 43% with 10 cases compared to 7 over the same period in 2020.



*N.B. These are preliminary figures and are subject to change. Research and Policy Branch, RBPF.*

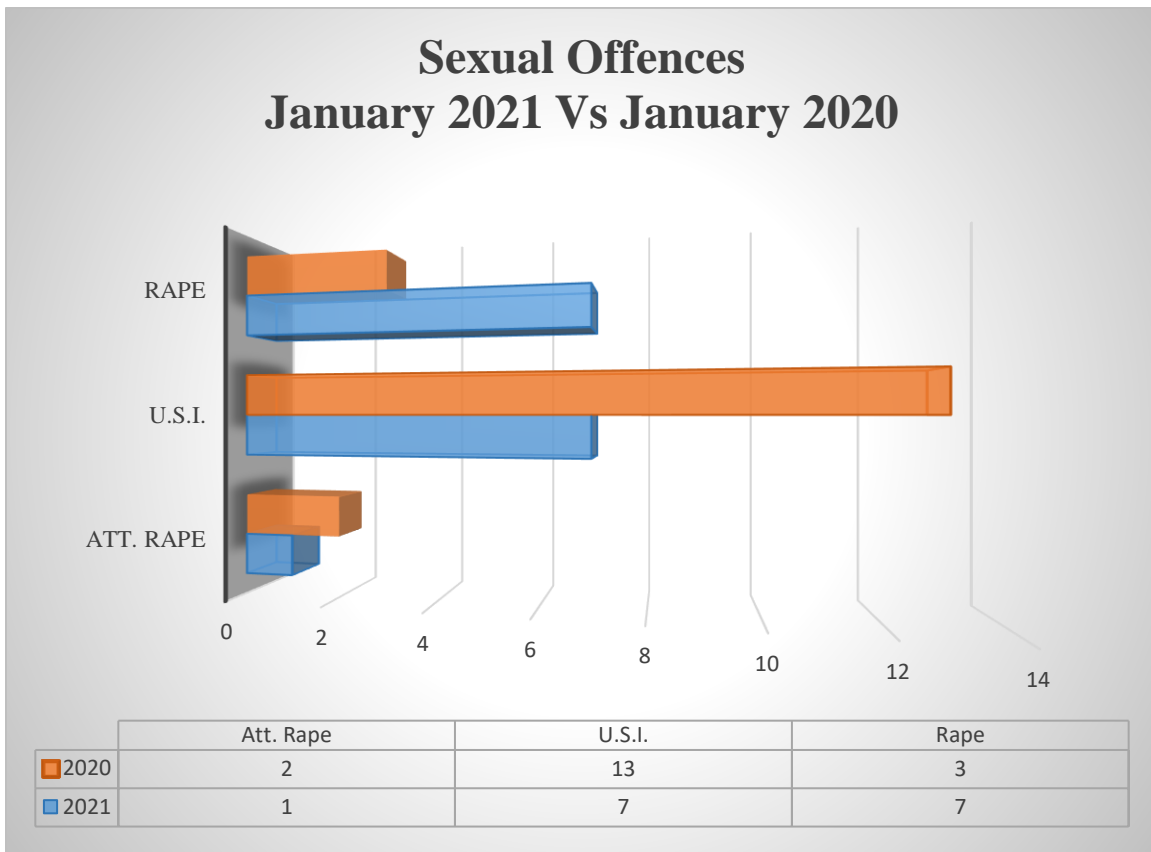




*N.B. These are preliminary figures and are subject to change. Research and Policy Branch, RBPF.*

## Sexual Offences

For the month of January 2021, reports of sexual offences decreased by 17% with 15 incidents, compared to 18 over the same period 2020. These offences include rape, unlawful sexual intercourse and attempted rape. Investigators have noted a recent trend in sexual offences cases where women are targeted whilst walking alone on sparsely populated streets in the evenings. (N.B. Unlawful sexual intercourse includes incest).

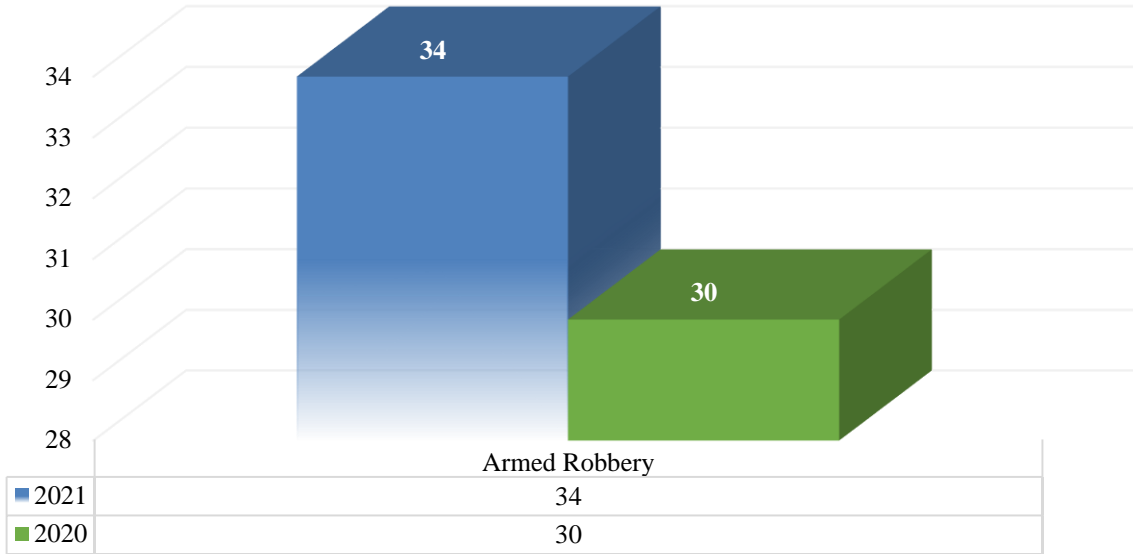




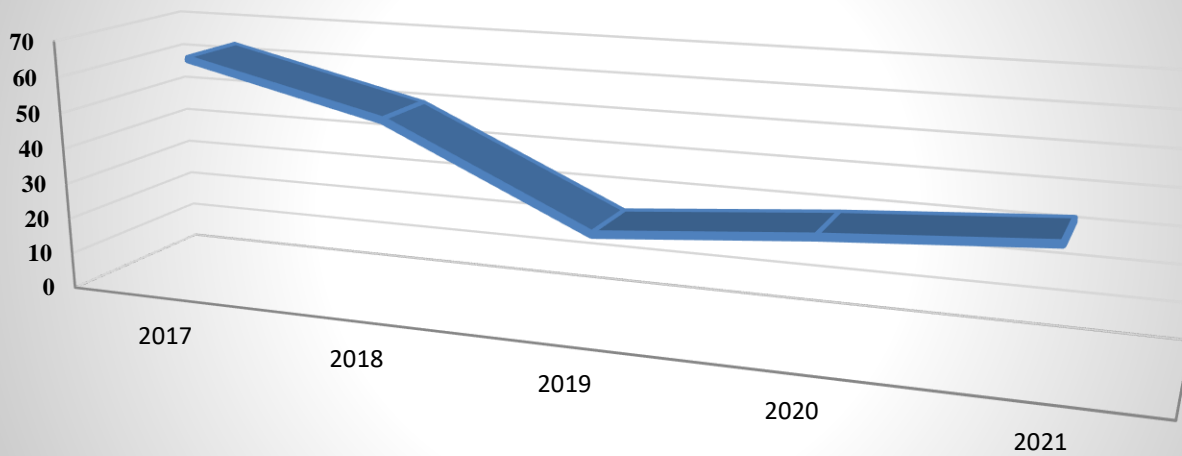
## Armed Robbery

For the period in review, armed robberies increased by 13% with 34 incidents, compared to 30 in 2020.

### Armed Robbery January 2021 vs 2020

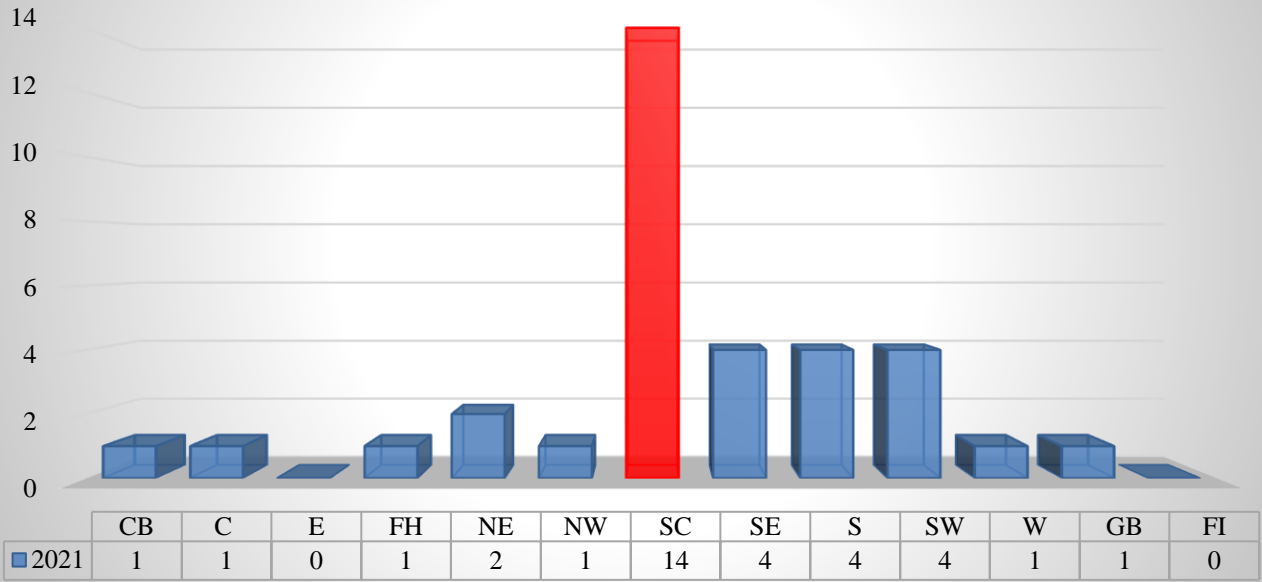


### Armed Robbery January 2017 - 2021

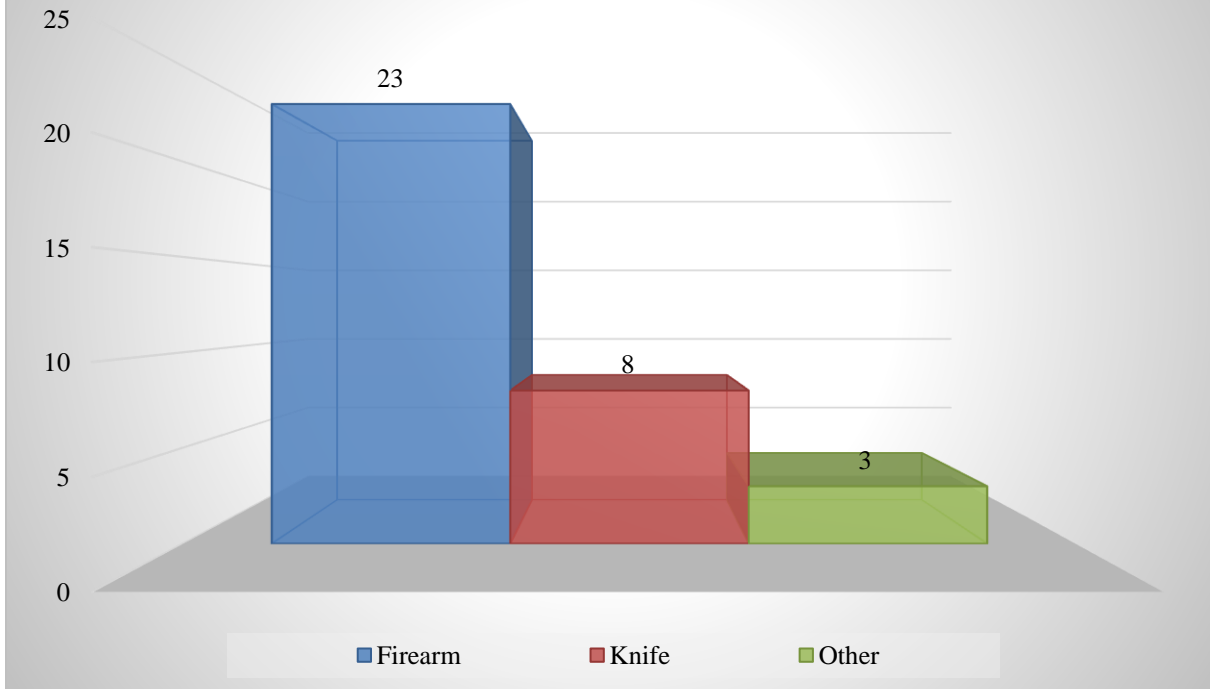


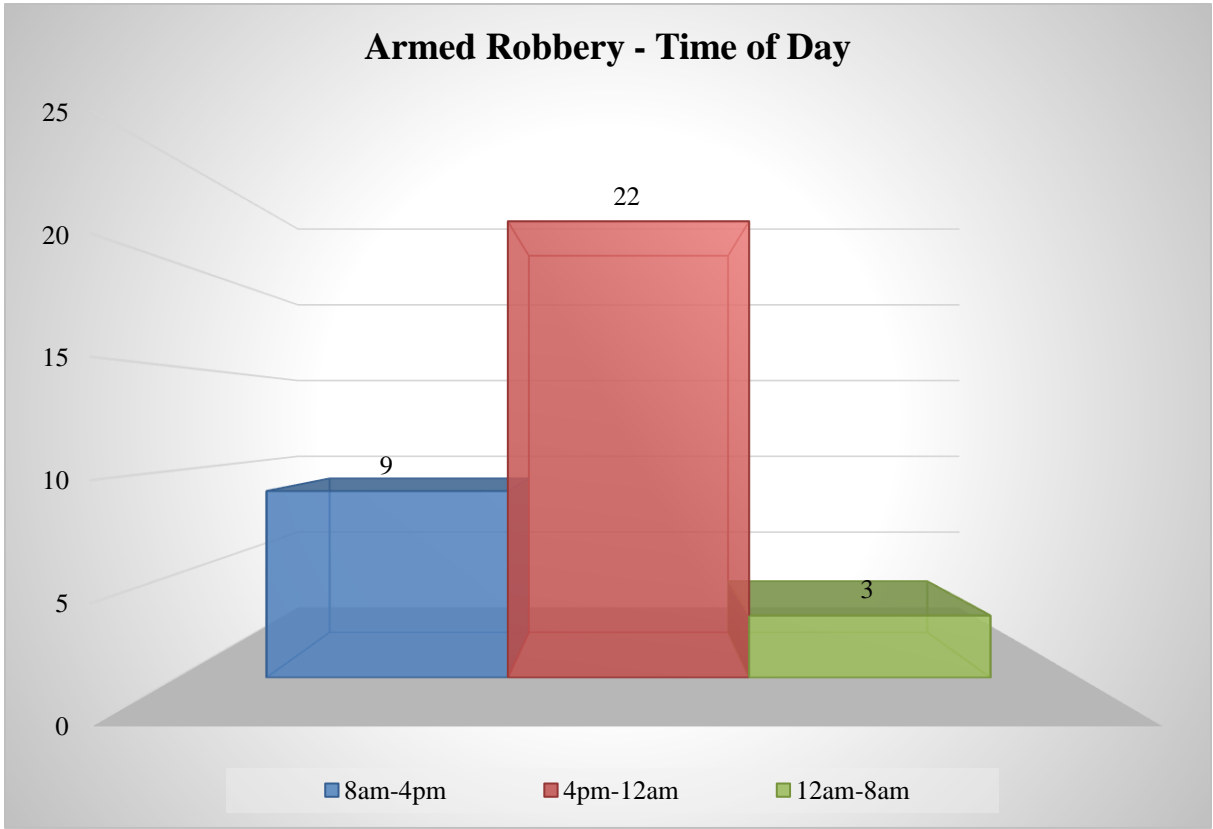
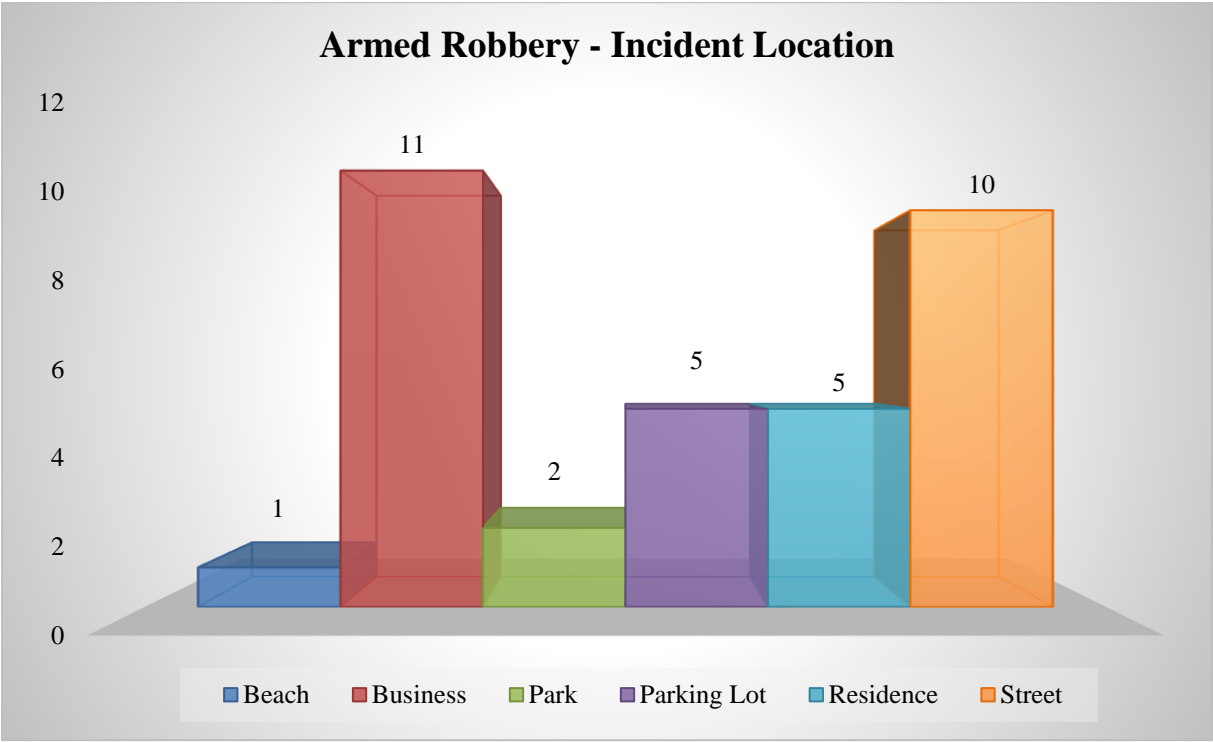
	2017	2018	2019	2020	2021
Armed Robbery	64	51	25	30	34

### Armed Robbery - Police Division January 2021



### Armed Robbery - Weapon Used January 2021

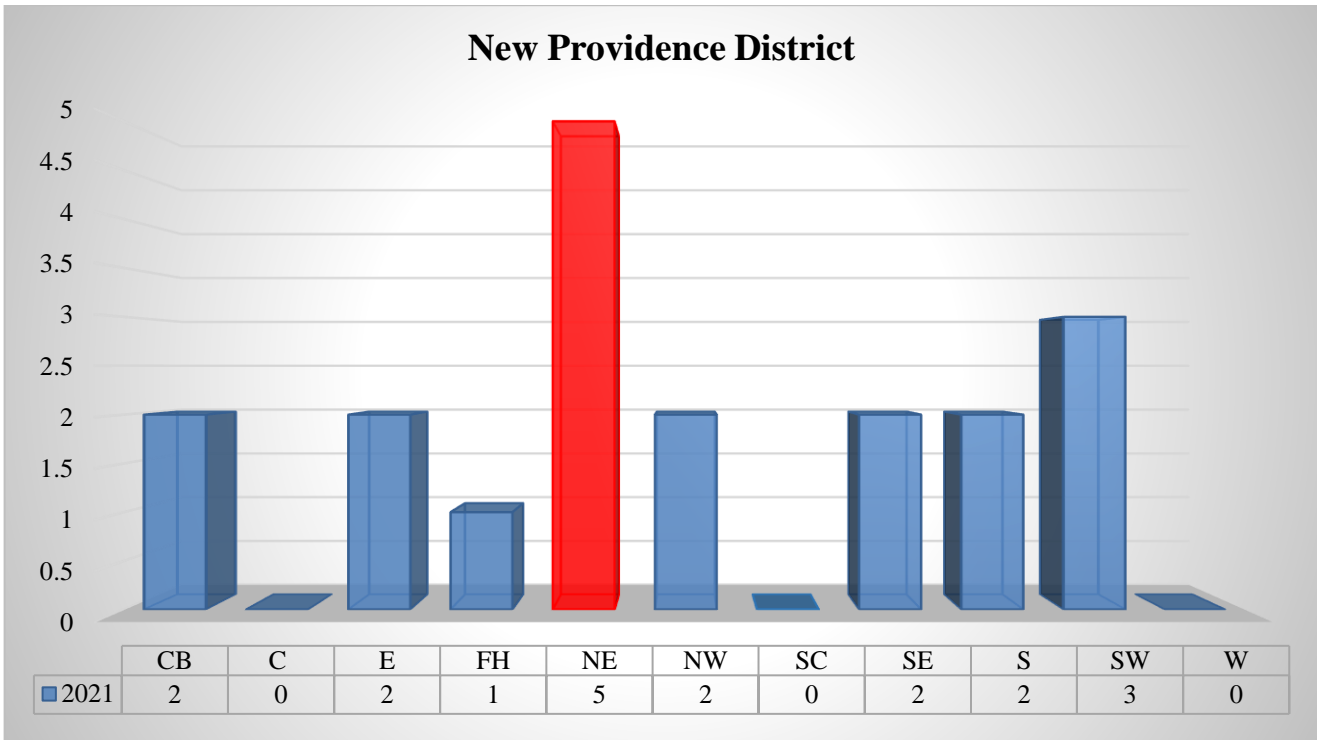
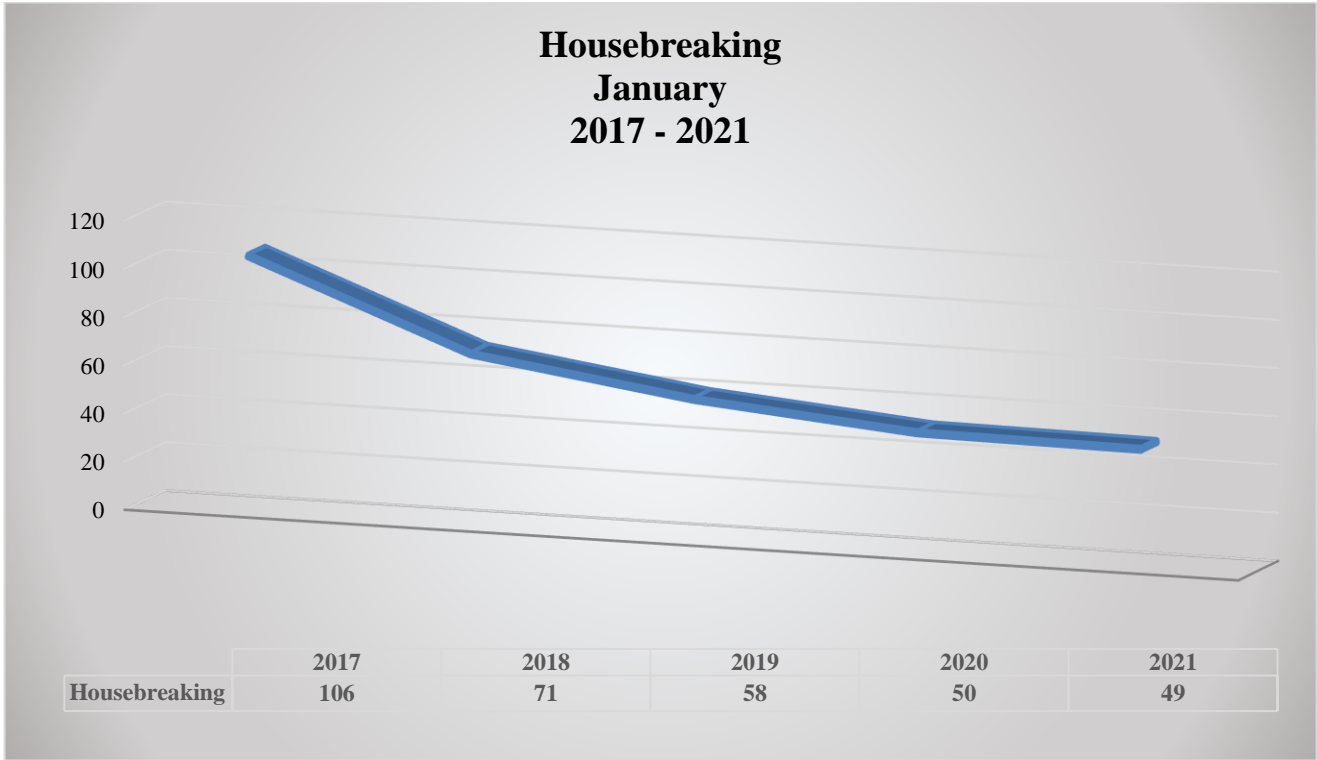




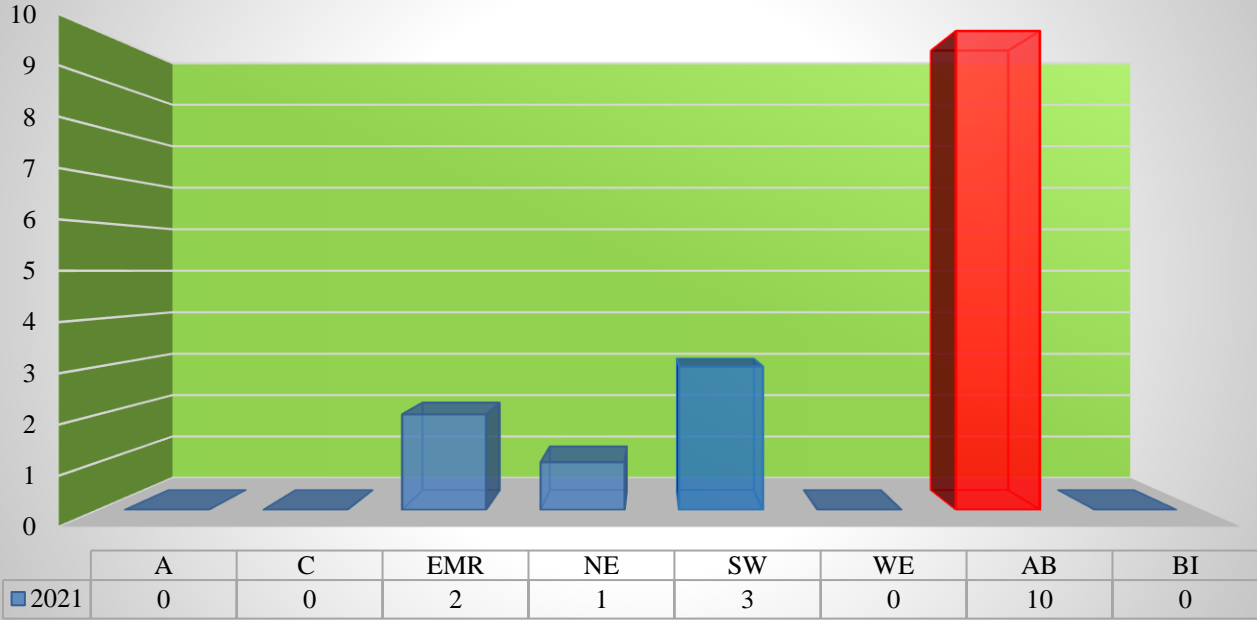
*N.B. These are preliminary figures and are subject to change. Research and Policy Branch, RBPF.*

## Housebreakings

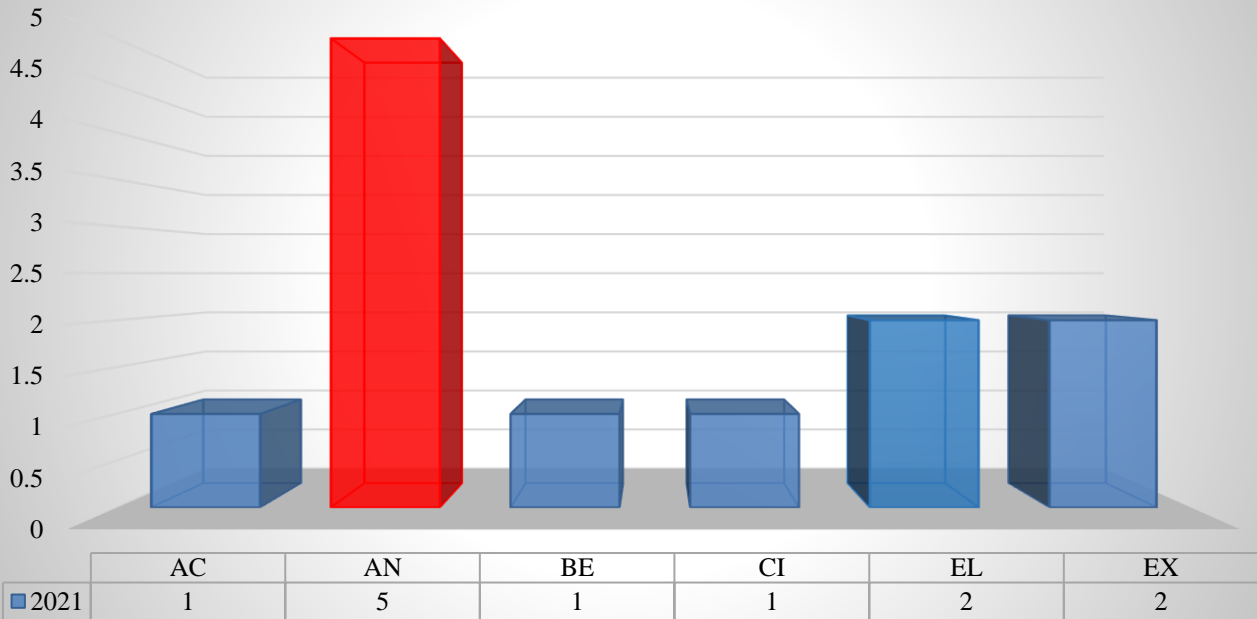
For the period January 2021, housebreaking decreased by 2% with 49 incidents, compared to 50 over the same period in 2020. Fridays remain the most active day of the week for housebreakings to occur which is also consistent with the month of January in 2020.



### Grand Bahama District



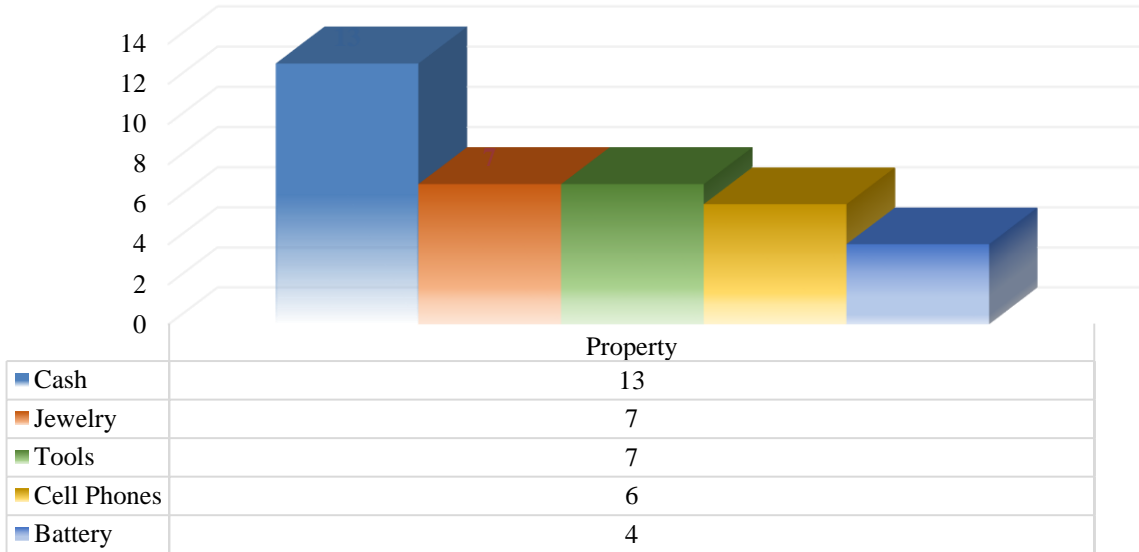
### Family Islands District



## Stealing from Vehicle

Items of choice stolen from vehicles mostly consisted of cash, jewelry, tools and cell phones. Other items consisted of personal documents, audio speakers and vehicle bumpers. Residences and parking lots were the most targeted areas for this crime representing a combined total of 73%. Other locations include streets, cemetery and open yards. Stealing from vehicles mostly occurred with the Southeastern division.

### Stealing from Vehicle - Items Stolen January 2021

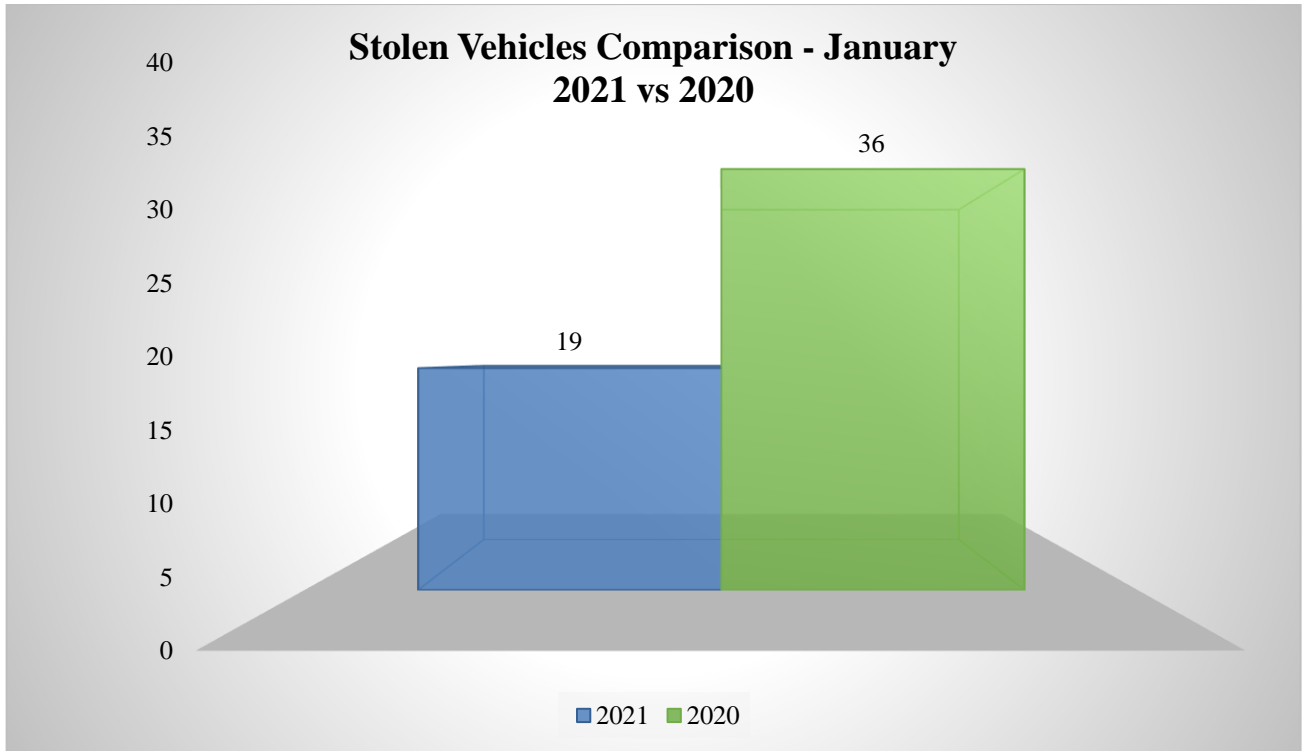


### Stealing from Vehicle - Location Type January 2020




## Stolen Vehicle

In January 2021, stolen vehicles decreased by 42% with 19 incidents, compared to 36 over the same period in 2020. Nine or 47% of vehicles stolen for the month were recovered.

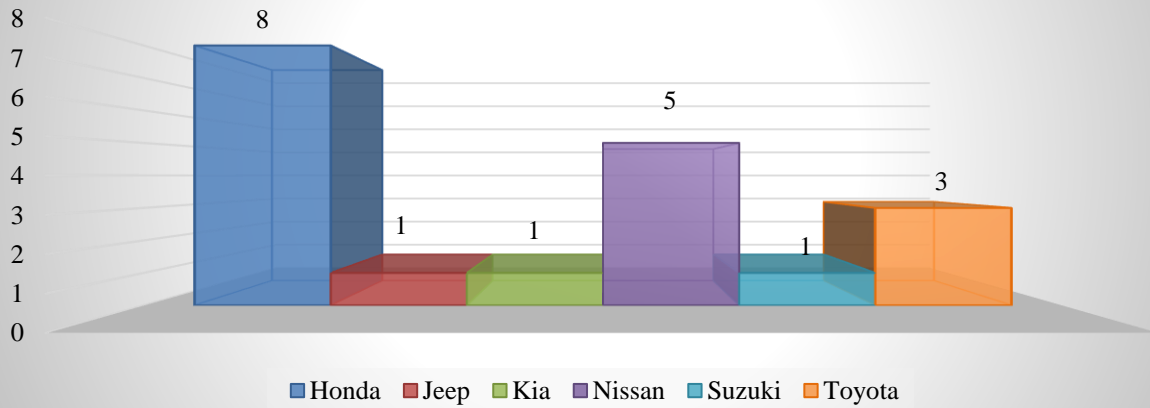


## Stolen Vehicles Recovered January 2021

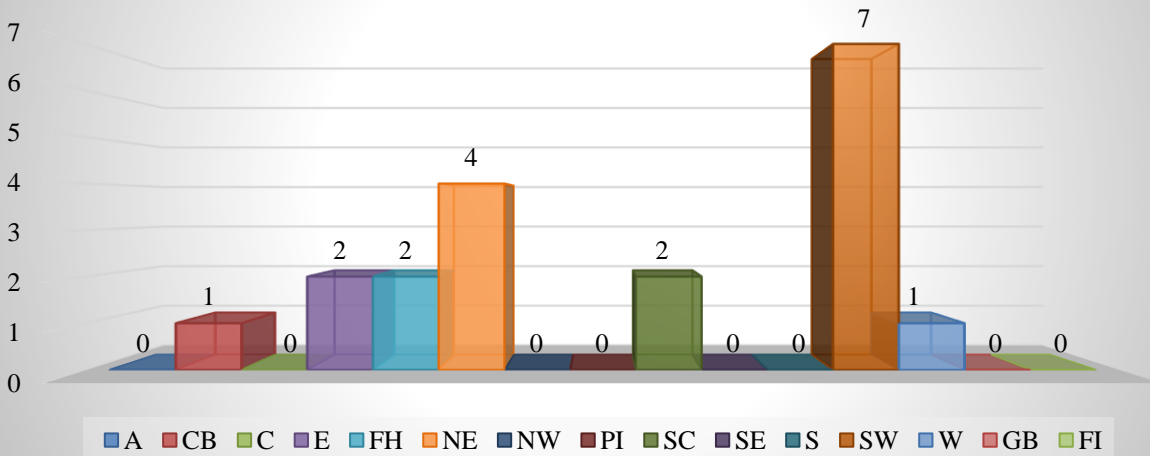




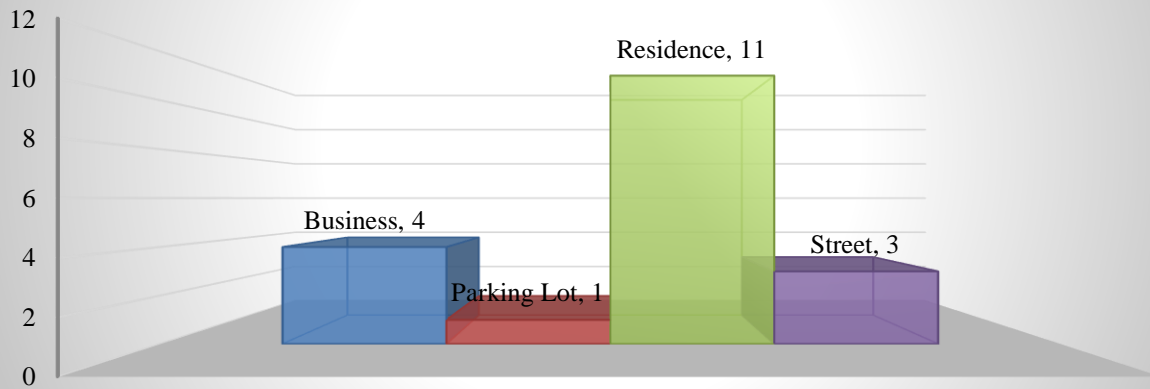
### Stolen Vehicles - Make January 2021



### Stolen Vehicles - Police Division January 2021



### Stolen Vehicles - Incident Location January 2021



**National Reported Crimes  
New Providence District  
January  
2021 vs 2020**

<b>Crimes Against the Person</b>	<b>2021</b>	<b>2020</b>	<b>% CHANGE</b>
Murder	9	5	<b>80</b>
Attempted Murder	1	1	<b>0</b>
Manslaughter	0	0	<b>0</b>
Rape	6	2	<b>200</b>
Attempted Rape	1	2	<b>-50</b>
Unlawful Sexual Intercourse	5	12	<b>-58</b>
Armed Robbery	33	30	<b>10</b>
Robbery	9	20	<b>-55</b>
Attempted Robbery	2	1	<b>100</b>
<b>Sub-Total</b>	<b>66</b>	<b>73</b>	<b>-10</b>
<b>Crimes Against the Property</b>	<b>2021</b>	<b>2020</b>	<b>% CHANGE</b>
Burglary	9	18	<b>-50</b>
Housebreaking	21	31	<b>-32</b>
Shopbreaking	15	26	<b>-42</b>
Stealing	63	51	<b>24</b>
Stealing from Vehicle	40	38	<b>5</b>
Stolen Vehicle	19	36	<b>-47</b>
<b>Sub-Total</b>	<b>167</b>	<b>200</b>	<b>-17</b>
<b>Total</b>	<b>233</b>	<b>273</b>	<b>-15</b>

**National Reported Crimes  
New Providence District Breakdown  
January 2021**

<b>Crimes Against the Person</b>	<b>A</b>	<b>CB</b>	<b>C</b>	<b>E</b>	<b>FH</b>	<b>NE</b>	<b>NW</b>	<b>PI</b>	<b>SC</b>	<b>SE</b>	<b>S</b>	<b>SW</b>	<b>W</b>	<b>Total</b>
Murder	0	0	0	0	1	1	0	0	2	3	1	1	0	9
Attempted Murder	0	0	0	1	0	0	0	0	0	0	0	0	0	1
Manslaughter	0	0	0	0	0	0	0	0	0	0	0	0	0	0
Rape	0	0	0	0	0	0	0	0	2	1	1	1	1	6
Attempted Rape	0	0	0	0	0	1	0	0	0	0	0	0	0	1
Unlawful Sex	0	0	0	1	0	0	0	0	1	1	0	2	0	5
Armed Robbery	0	1	1	0	1	2	1	0	14	4	4	4	1	33
Robbery	0	0	2	1	0	2	0	0	1	0	1	2	0	9
Attempted Robbery	0	0	0	0	0	0	0	0	1	0	0	1	0	2
<b>Sub Total</b>	<b>0</b>	<b>1</b>	<b>3</b>	<b>3</b>	<b>2</b>	<b>6</b>	<b>1</b>	<b>0</b>	<b>21</b>	<b>9</b>	<b>7</b>	<b>11</b>	<b>2</b>	<b>66</b>
<b>Crimes Against the Property</b>	<b>A</b>	<b>CB</b>	<b>C</b>	<b>E</b>	<b>FH</b>	<b>NE</b>	<b>NW</b>	<b>PI</b>	<b>SC</b>	<b>SE</b>	<b>S</b>	<b>SW</b>	<b>W</b>	<b>Total</b>
Burglary	0	2	1	0	0	0	2	0	1	2	0	1	0	9
Housebreaking	0	2	0	2	3	5	2	0	0	2	2	3	0	21
Shopbreaking	0	1	3	0	2	3	1	0	3	1	0	1	0	15
Stealing	2	3	4	8	2	5	0	2	5	7	3	15	7	63
Stealing from Vehicle	0	6	1	6	1	6	4	0	2	8	1	5	0	40
Stolen Vehicle	0	1	0	2	2	4	0	0	2	0	0	7	1	19
<b>Sub Total</b>	<b>2</b>	<b>15</b>	<b>9</b>	<b>18</b>	<b>10</b>	<b>23</b>	<b>9</b>	<b>2</b>	<b>13</b>	<b>20</b>	<b>6</b>	<b>32</b>	<b>8</b>	<b>167</b>
<b>TOTAL</b>	<b>2</b>	<b>16</b>	<b>12</b>	<b>21</b>	<b>12</b>	<b>29</b>	<b>10</b>	<b>2</b>	<b>34</b>	<b>29</b>	<b>13</b>	<b>43</b>	<b>10</b>	<b>233</b>

**National Reported Crimes  
Grand Bahama & Northern Bahamas District (Abaco & Bimini)  
January  
2021 vs 2020**

<b>Crimes Against the Person</b>	<b>2021</b>	<b>2020</b>	<b>% CHANGE</b>
Murder	1	2	<b>-50</b>
Attempted Murder	0	0	<b>0</b>
Manslaughter	0	0	<b>0</b>
Rape	1	1	<b>0</b>
Attempted Rape	0	0	<b>0</b>
Unlawful Sexual Intercourse	2	0	<b>200</b>
Armed Robbery	1	0	<b>100</b>
Robbery	2	0	<b>200</b>
Attempted Robbery	0	0	<b>0</b>
<b>Sub-Total</b>	<b>7</b>	<b>3</b>	<b>133</b>
<b>Crimes Against the Property</b>	<b>2021</b>	<b>2020</b>	<b>% CHANGE</b>
Burglary	1	0	<b>100</b>
Housebreaking	16	3	<b>433</b>
Shopbreaking	4	5	<b>-20</b>
Stealing	7	13	<b>-46</b>
Stealing from Vehicle	4	1	<b>300</b>
Stolen Vehicle	0	0	<b>0</b>
<b>Sub-Total</b>	<b>32</b>	<b>22</b>	<b>45</b>
<b>Total</b>	<b>39</b>	<b>25</b>	<b>56</b>

**National Reported Crimes  
Grand Bahama & Northern Bahamas District (Abaco & Bimini) Breakdown  
January 2021**

<b>Crimes Against the Person</b>	<b>A</b>	<b>C</b>	<b>EMR</b>	<b>NE</b>	<b>SW</b>	<b>WE</b>	<b>AB GBNB</b>	<b>BI GBNB</b>	<b>Total</b>
Murder	0	0	0	0	0	0	1	0	1
Attempted Murder	0	0	0	0	0	0	0	0	0
Manslaughter	0	0	0	0	0	0	0	0	0
Rape	0	0	0	0	0	0	1	0	1
Attempted Rape	0	0	0	0	0	0	0	0	0
Unlawful Sex	0	0	0	0	1	0	1	0	2
Armed Robbery	0	0	0	0	1	0	0	0	1
Robbery	0	0	0	0	1	0	1	0	2
Attempted Robbery	0	0	0	0	0	0	0	0	0
<b>Sub Total</b>	<b>0</b>	<b>0</b>	<b>0</b>	<b>0</b>	<b>3</b>	<b>0</b>	<b>4</b>	<b>0</b>	<b>7</b>
<b>Crimes Against the Property</b>	<b>A</b>	<b>C</b>	<b>EMR</b>	<b>NE</b>	<b>SW</b>	<b>WE</b>	<b>AB GBNB</b>	<b>BI GBNB</b>	<b>TOTAL</b>
Burglary	0	0	0	0	1	0	0	0	1
Housebreaking	0	0	2	1	3	0	10	0	16
Shopbreaking	0	1	0	0	1	0	2	0	4
Stealing	0	0	0	0	0	0	5	2	7
Stealing from Vehicle	0	2	0	1	1	0	0	0	4
Stolen Vehicle	0	0	0	0	0	0	0	0	0
<b>Sub Total</b>	<b>0</b>	<b>3</b>	<b>2</b>	<b>2</b>	<b>6</b>	<b>0</b>	<b>17</b>	<b>2</b>	<b>32</b>
<b>TOTAL</b>	<b>0</b>	<b>3</b>	<b>2</b>	<b>2</b>	<b>9</b>	<b>0</b>	<b>21</b>	<b>2</b>	<b>39</b>

**National Reported Crimes  
Family Islands District  
(Central & Southern Bahamas)  
January 2021 vs January 2020**

<b>Crimes Against the Person</b>	<b>2021</b>	<b>2020</b>	<b>% CHANGE</b>
Murder	0	0	<b>0</b>
Attempted Murder	0	0	<b>0</b>
Manslaughter	0	0	<b>0</b>
Rape	0	0	<b>0</b>
Attempted Rape	0	0	<b>0</b>
Unlawful Sexual Intercourse	0	1	<b>-100</b>
Armed Robbery	0	0	<b>0</b>
Robbery	0	1	<b>-100</b>
Attempted Robbery	0	0	<b>0</b>
<b>Sub-Total</b>	<b>0</b>	<b>2</b>	<b>-100</b>
<b>Crimes Against the Property</b>	<b>2021</b>	<b>2020</b>	<b>% CHANGE</b>
Burglary	0	0	<b>0</b>
Housebreaking	12	16	<b>-25</b>
Shopbreaking	12	8	<b>50</b>
Stealing	0	17	<b>-100</b>
Stealing from Vehicle	1	1	<b>0</b>
Stolen Vehicle	0	0	<b>0</b>
<b>Sub-Total</b>	<b>25</b>	<b>42</b>	<b>-40</b>
<b>Total</b>	<b>25</b>	<b>44</b>	<b>-43</b>

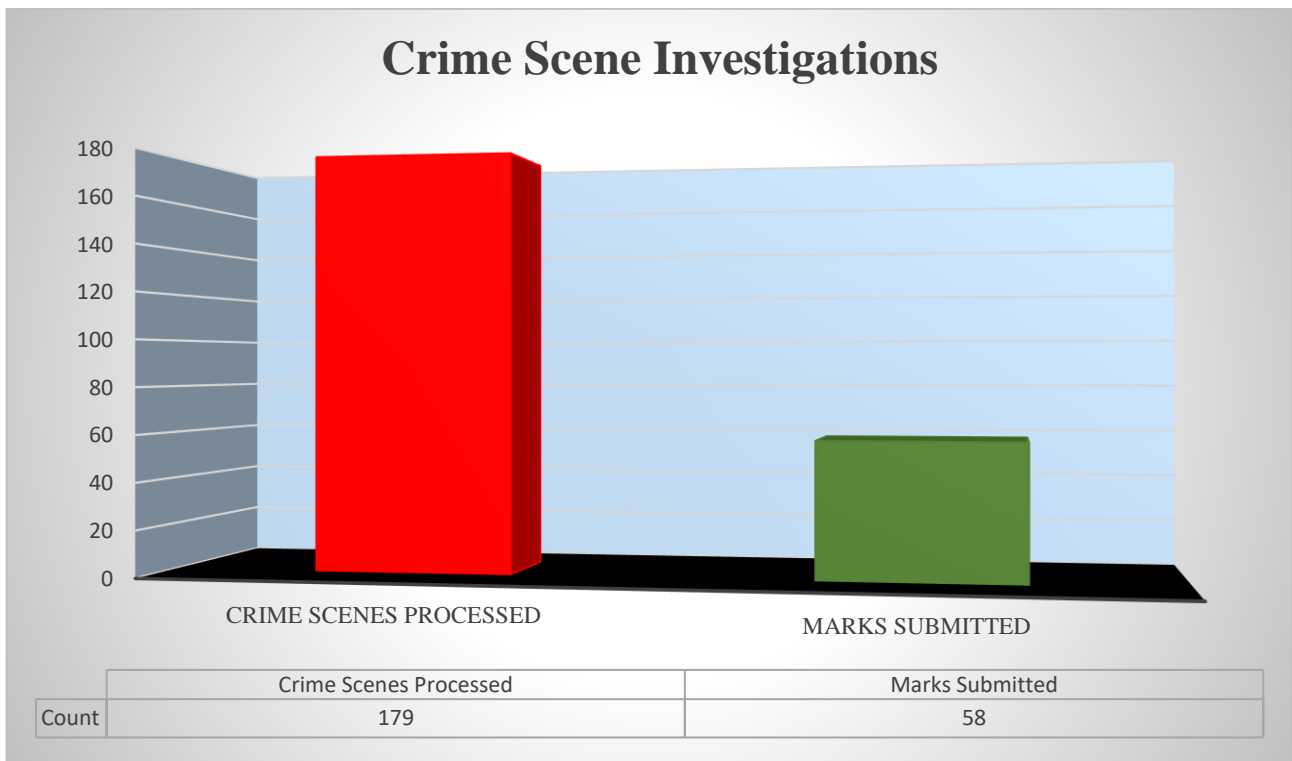
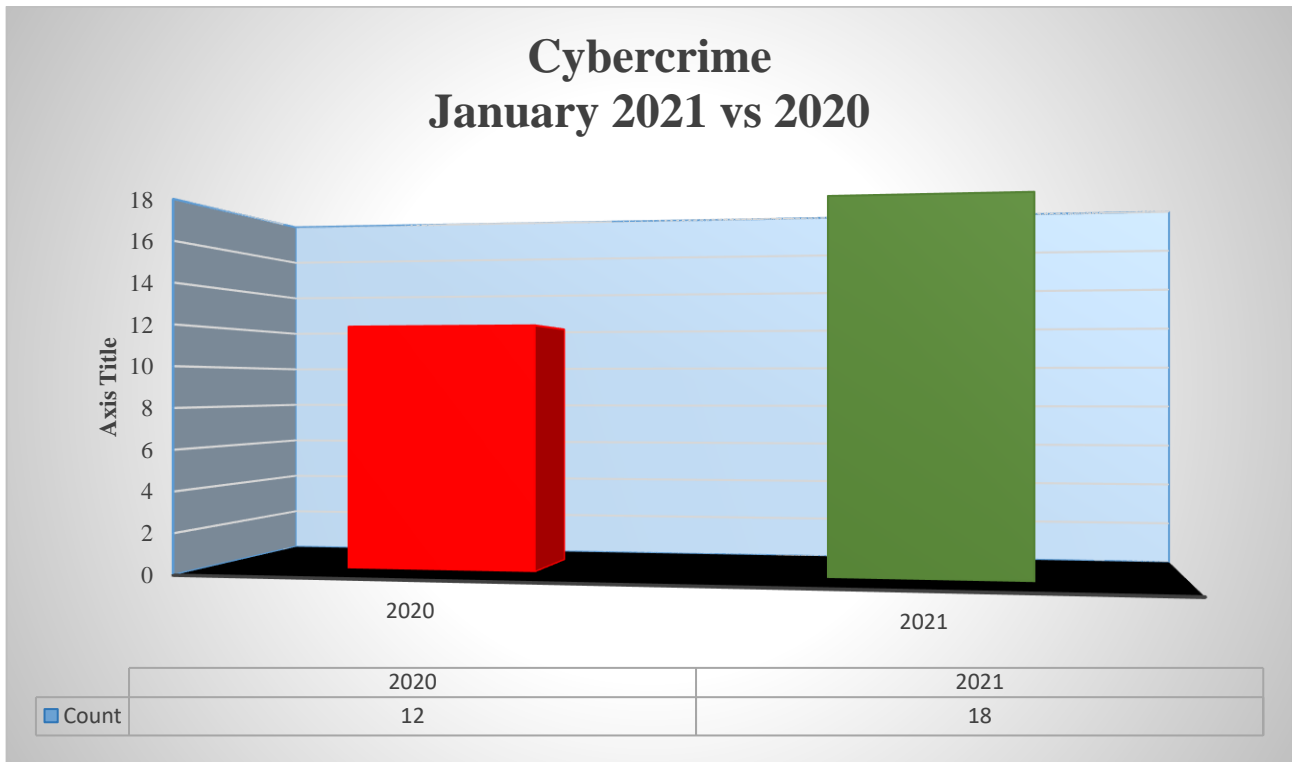
**National Reported Crimes  
Family Islands District Breakdown  
(Central & Southern Bahamas)  
January 2021**

<b>Crimes Against Person</b>	<b>AC</b>	<b>AN</b>	<b>BE</b>	<b>CI</b>	<b>EL</b>	<b>EX</b>	<b>IN</b>	<b>LI</b>	<b>M</b>	<b>RC</b>	<b>SS</b>	<b>Total</b>
Murder	0	0	0	0	0	0	0	0	0	0	0	0
Attempted Murder	0	0	0	0	0	0	0	0	0	0	0	0
Manslaughter	0	0	0	0	0	0	0	0	0	0	0	0
Rape	0	0	0	0	0	0	0	0	0	0	0	0
Attempted Rape	0	0	0	0	0	0	0	0	0	0	0	0
Unlawful Sex	0	0	0	0	0	0	0	0	0	0	0	0
Armed Robbery	0	0	0	0	0	0	0	0	0	0	0	0
Robbery	0	0	0	0	0	0	0	0	0	0	0	0
Attempted Robbery	0	0	0	0	0	0	0	0	0	0	0	0
<b>Sub Total</b>	<b>0</b>	<b>0</b>	<b>0</b>	<b>0</b>	<b>0</b>	<b>0</b>	<b>0</b>	<b>0</b>	<b>0</b>	<b>0</b>	<b>0</b>	<b>0</b>
<b>Crimes Against Property</b>	<b>AC</b>	<b>AN</b>	<b>BE</b>	<b>CI</b>	<b>EL</b>	<b>EX</b>	<b>IN</b>	<b>LI</b>	<b>M</b>	<b>RC</b>	<b>SS</b>	<b>Total</b>
Burglary	0	0	0	0	0	0	0	0	0	0	0	0
Housebreaking	1	5	1	1	2	2	0	0	0	0	0	12
Shopbreaking	0	3	0	3	5	1	0	0	0	0	0	12
Stealing	0	0	0	0	0	0	0	0	0	0	0	0
Stealing from Vehicle	0	1	0	0	0	0	0	0	0	0	0	1
Stolen Vehicle	0	0	0	0	0	0	0	0	0	0	0	0
<b>Sub Total</b>	<b>1</b>	<b>9</b>	<b>1</b>	<b>4</b>	<b>7</b>	<b>3</b>	<b>0</b>	<b>0</b>	<b>0</b>	<b>0</b>	<b>0</b>	<b>25</b>
<b>TOTAL</b>	<b>1</b>	<b>9</b>	<b>1</b>	<b>4</b>	<b>7</b>	<b>3</b>	<b>0</b>	<b>0</b>	<b>0</b>	<b>0</b>	<b>0</b>	<b>25</b>



## Cybercrime

In January 2021, cybercrime decreased by 33% with 12 incidents, compared to 18 in 2020. These cases include libel, hacking, extortion, computer misuse, threats and so on.



## Illegal Firearm Discovery and Seizure Demographics

January 2021

Illegal Firearm Discovery/Seizure - Firearm Type				
Pistol	Revolver	Rifle	Shotgun	Total
31	2	3	0	36

Firearm Discovery/Seizure By Division	
Unit	Firearm
Airport	0
Cable Beach	0
Central	2
Eastern	3
Fox Hill	1
Northeastern	7
Northwestern	0
Paradise Island	0
South Central	1
Southeastern	4
Southern	2
Southwestern	2
Western	1
Central -GB	5
EMR -GB	1
Northeastern -GB	1
Southwestern -GB	2
West End -GB	0
Abaco	2
Eleuthera	2
<b>Total</b>	<b>36</b>

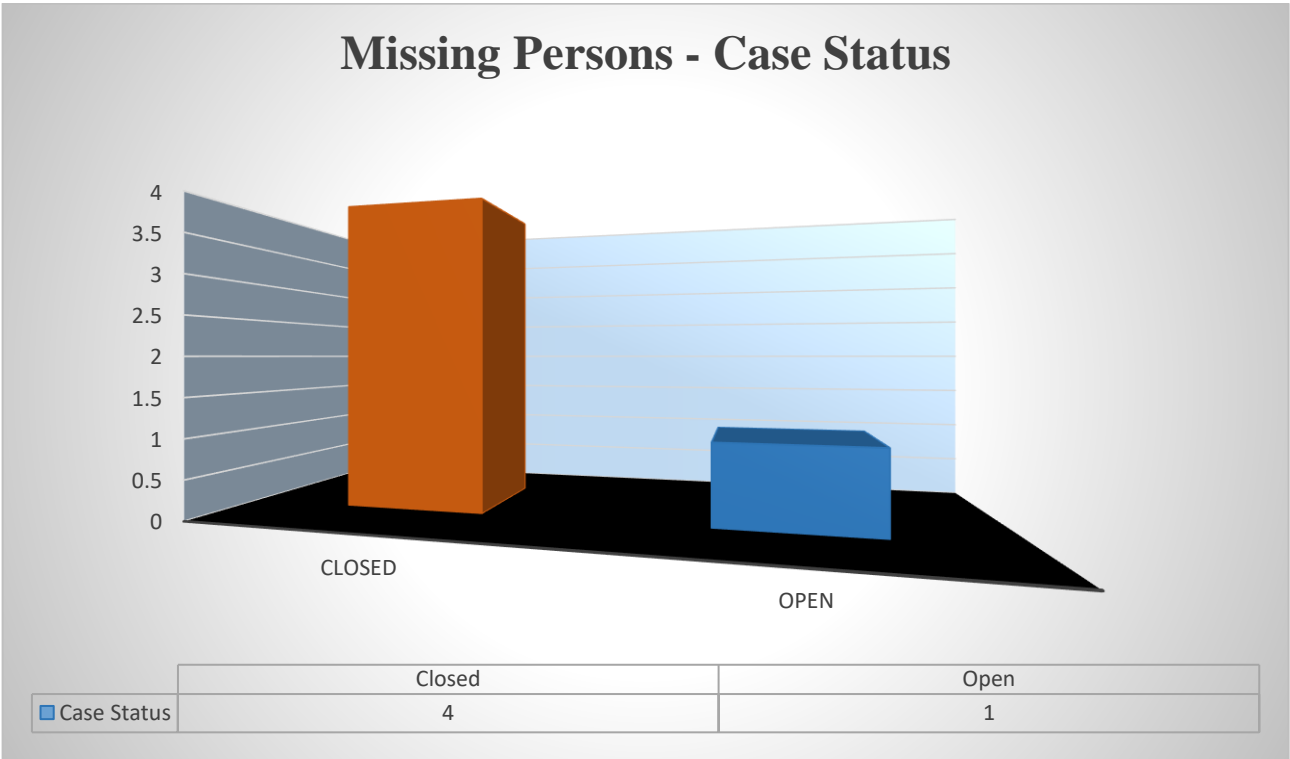
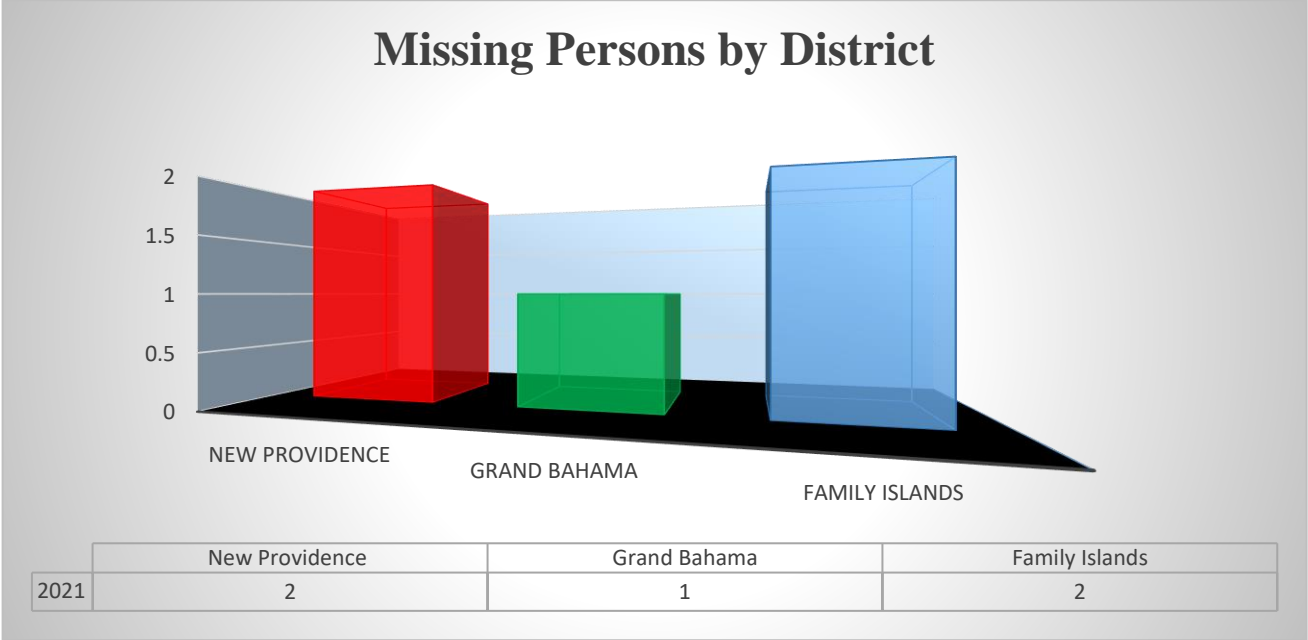
## Dangerous Drugs Discovery, Seizures and Arrests – January 2021

<b>JANUARY - DECEMBER 2020</b>	TYPE OF DRUGS		GRAND TOTAL	
	COCAINE		0.04 lbs.	
	HASHISH		--	
	MARIJUANA		155.66 lbs.	
	MARIJUANA PLANTS		30 plants	
	MARIJUANA COOKIES		--	
	MARIJUANA CUPCAKES		--	
	MARIJUANA FUDGE		--	
	MARIJUANA BROWNIE		51 brownie	
	MARIJUANA GUMMIES		2,150 packs	
	MARIJUANA GUMMIE-BEARS		8 gummie-bears	
	MARIJUANA CHOCOLATE		--	
	MARIJUANA CANDIES		15 candies	
	MARIJUANA FACE PASTE		--	
	MARIJUANA DOUGH		--	
	MARIJUANA ICING		--	
	MARIJUANA LIQUID		--	
	MARIJUANA LOTION		--	
	MARIJUANA OIL		0.09 oz	
	CBD OIL		--	
	AMPHETAMINE TABLETS		20 tablets	
	XANAX TABLETS TABLETS		5 tablets	
	ECSTASY TABLETS		2 tablets	
	PERCOXET TABLETS		6 tablets	
	TOTAL CASES		143	
	CASES PROSECUTED		90	
	PERSONS ARRESTED		150	
	PERSONS CHARGED		122	
	PERSON ARRESTED	AMOUNT ARRESTED	AMOUNT CHARGE	AMOUNT NOT CHARGED
	ADULT	146	118	4
JUVENILE	4	4	0	
	150	112	4	

*N.B. These are preliminary figures and are subject to change. Research and Policy Branch, RBPF.*

**Missing Persons**

The Royal Bahamas Police Force investigated 5 reported incidents of missing persons throughout the Commonwealth of the Bahamas. A that total, 4 incidents were solved and the individuals were found safe. One incident remains open under investigation.



*N.B. These are preliminary figures and are subject to change. Research and Policy Branch, RBPF.*

**Emergency Powers Order  
COVID-19 Breaches by District  
January 2021**

<b>Emergency Powers Order (Offences)</b>	<b>New Providence</b>	<b>Grand Bahama</b>	<b>Family Islands</b>	<b>Total</b>
Attending social gathering	2	0	0	2
Other Breach	54	64	21	139
<b>Curfew Breach</b>	<b>30</b>	<b>96</b>	<b>14</b>	<b>140</b>
Fail to enforce social distancing	0	2	0	2
Fail to implement sanitizing requirements	0	0	0	0
Failure to carry government ID	6	40	0	46
Failure to social distance	0	0	0	0
Failure to utilize curbside business	0	0	0	0
Failure to wear face mask	20	13	0	33
Hosting social gathering	3	1	0	4
Operating prohibited business	35	0	0	35
Permit person on premises w/o mask	0	0	0	0
Permit person to inside dining	0	0	0	0
<b>Sub Total</b>	<b>150</b>	<b>216</b>	<b>35</b>	<b>401</b>

**Other Police Activities**  
**All Bahamas**  
**January**  
**2021 vs 2020**

Other Activities	2021	2020	% Change
Police Field Check Patrols	<b>1006</b>	<b>714</b>	<b>41</b>
Assistance Requested	<b>201</b>	<b>485</b>	<b>-59</b>
Persons Searched	<b>21</b>	<b>84</b>	<b>-75</b>
Electronic Monitoring Breach	<b>19</b>	<b>14</b>	<b>36</b>
Breach of Bail – Witness Tampering	<b>0</b>	<b>0</b>	<b>0</b>
Breach of Bail – Fail to sign in	<b>0</b>	<b>0</b>	<b>0</b>
Police Stop and Search	<b>0</b>	<b>4</b>	<b>-100</b>
Alarm Activation	<b>39</b>	<b>52</b>	<b>-25</b>
Fire Alarms	<b>10</b>	<b>8</b>	<b>25</b>
Road Checks	<b>136</b>	<b>101</b>	<b>35</b>
Warrants Executed	<b>69</b>	<b>49</b>	<b>41</b>

Other Community Activities	2021	2020	% Change
Police Escorts	<b>146</b>	<b>144</b>	<b>1</b>
Police Visits	<b>1667</b>	<b>843</b>	<b>98</b>
School Visits	<b>199</b>	<b>90</b>	<b>121</b>
Community Policing Initiatives	<b>244</b>	<b>55</b>	<b>344</b>
COVID 19 Assistance	<b>8</b>	<b>0</b>	<b>800</b>

## Complaints Against Police Officers

January 2021

Complaints Against Police Officers	
Case Type	Total
Civilians	4
Police	4
Corruption	5
<b>Total</b>	<b>13</b>

Case Status - Civilian Matters							
Under Investigation	Complaint Withdrawn	Unfounded	Subjudice	Civil Action Advised/ Warning	Compensation	Pending Trial	Total
4	0	0	0	0	0	0	4

Case Status – Internal Matters							
Under Investigation	Discharge / Acquittal	Withdrawn / No Further Action	Warning / Informally Resolved	Conviction	Unfounded/ Unsubstantiated/ Insufficient Evidence	Before Tribunal	Total
4	0	0	0	0	0	0	4

Case Status - Corruption Matter				
Under Investigation	Complaint Withdrawn	Unfounded/ Unsubstantiated/ Insufficient Evidence	Before Tribunal	Total
0	0	0	5	5



**Fire Calls – All Bahamas  
January 2021 vs 2020**

<b>Fire Calls – All Bahamas</b>			
<b>Type of Call</b>	<b>2021</b>	<b>2020</b>	<b>% Change</b>
Building	10	19	-47
Vehicles	14	22	-36
Bush	17	13	31
Special Service	3	6	-50
False Alarms	25	132	-81
Boat	0	0	0
Bomb Threat	0	0	0
Electrical	8	4	100
Rubbish	29	40	-28
Miscellaneous	0	0	0
<b>Total Calls</b>	<b>106</b>	<b>132</b>	<b>-20</b>
<b>Total Estimated Damages</b>	<b>332,200</b>	<b>305,330</b>	<b>9</b>

<b>Fire Calls - Breakdown</b>			
<b>Category</b>	<b>2021</b>	<b>2020</b>	<b>% Change</b>
Death by Fire	2	0	100
Fire Injuries	2	4	-50
Investigated Fires	0	0	0
Arson Matters	9	12	-25
Extrication	2	2	0
Family Island Fires	0	0	0
Family Island Deaths	0	0	0
Family Island Injuries	0	0	0
Major Fires	0	0	0
Accidental Fires	3	4	-25
<b>Insured Estimated Damages</b>	<b>229,100</b>	<b>150,500</b>	<b>52</b>
<b>Uninsured Estimated Damages</b>	<b>103,100</b>	<b>154,830</b>	<b>-33</b>

**Miscellaneous Incidents  
All Bahamas  
January 2021 vs 2020**

<b>Miscellaneous Incidents – All Bahamas</b>			
<b>Category</b>	<b>2021</b>	<b>2020</b>	<b>% CHANGE</b>
Alarm Activation	39	52	<b>-25</b>
Assault	173	142	<b>22</b>
Assault Police Officer	8	13	<b>-38</b>
Attempted Breaking	7	7	<b>0</b>
Attempted Stealing	14	5	<b>180</b>
Bomb Threat	1	0	<b>100</b>
Causing Damage	141	154	<b>-8</b>
Causing Harm	104	83	<b>25</b>
Child Abuse	1	4	<b>-75</b>
Child Neglect	2	1	<b>100</b>
Disturbance	81	143	<b>-43</b>
Gunshot Reports	107	93	<b>15</b>
Lost Passport	75	139	<b>-46</b>
Loud Music	9	3	<b>200</b>
Stealing from Vehicle (Minor)	105	115	<b>-9</b>
Stealing (Minor)	103	133	<b>-23</b>
Sudden Death (Natural Causes)	87	91	<b>-4</b>
Threats of Death	99	101	<b>-2</b>
Threats of Harm	71	88	<b>-19</b>
Wounding	13	8	<b>63</b>
<b>TOTAL</b>	<b>1,240</b>	<b>1,375</b>	<b>-10</b>

**Miscellaneous Incidents – Divisional Breakdown**  
**All Bahamas**  
**January 2021**

<b>Miscellaneous Incidents – Police Divisions</b>																
<b>Category</b>	<b>A</b>	<b>CB</b>	<b>C</b>	<b>E</b>	<b>FH</b>	<b>NE</b>	<b>NW</b>	<b>PI</b>	<b>SC</b>	<b>SE</b>	<b>S</b>	<b>SW</b>	<b>W</b>	<b>GB</b>	<b>FI</b>	<b>Total</b>
Alarm Activation	0	1	0	1	0	0	0	3	0	0	0	1	0	31	2	39
Assault	0	2	6	11	5	10	9	1	9	13	20	28	5	39	15	173
Assault Police Officer	0	1	1	0	0	0	0	0	0	0	0	1	0	4	1	8
Attempted Breaking	0	0	0	0	0	0	1	0	2	1	0	1	1	1	0	7
Attempted Stealing	0	0	0	1	1	4	0	0	0	1	1	2	3	0	1	14
Bomb Threat	0	0	0	0	0	0	0	0	0	0	0	0	0	1	0	1
Causing Damage	0	5	9	8	6	8	5	0	17	4	10	27	5	27	10	141
Causing Harm	0	1	4	3	4	4	2	0	8	15	10	14	4	26	9	104
Child Abuse	0	0	0	0	0	0	0	0	0	1	0	0	0	0	0	1
Child Neglect	0	0	0	0	0	0	0	1	0	0	0	0	1	0	0	2
Disturbance	3	0	1	0	1	4	2	3	1	3	2	6	2	40	13	81
Gunshots Report	0	2	1	3	2	20	14	0	5	11	20	14	2	11	2	107
Lost Passport	1	2	2	2	1	7	3		7	7	4	10	2	21	6	75
Loud Music	0	0	0	1	2	0	0	0	0	2	0	0	2	2	0	9
Stealing from Vehicle (Minor)	1	11	6	12	7	6	6	1	8	16	6	13	5	5	2	105
Stealing (Minor)	1	3	6	9	3	4	7	0	6	7	8	24	1	16	8	103
Sudden Death (Natural Causes)	0	1	2	8	4	7	1	0	5	10	6	11	2	21	9	87
Threats of Death	0	1	4	5	4	12	7	0	8	7	6	14	3	13	15	99
Threats of Harm	0	0	2	4	4	6	2	0	2	9	5	6	1	20	10	71
Wounding	0	0	0	0	0	2	0	0	2	3	1	4	0	1	0	13
<b>Total</b>	<b>6</b>	<b>30</b>	<b>44</b>	<b>68</b>	<b>44</b>	<b>94</b>	<b>59</b>	<b>9</b>	<b>80</b>	<b>110</b>	<b>99</b>	<b>176</b>	<b>39</b>	<b>279</b>	<b>103</b>	<b>1240</b>

**Domestic Related Cases  
All Bahamas 2021 vs 2020**

<b>Domestic Related Cases</b>	<b>2021</b>	<b>2020</b>	<b>% CHANGE</b>
Murder	1	0	<b>100</b>
Attempted Murder	0	0	<b>0</b>
Assault	67	36	<b>86</b>
Assault with a deadly weapon	8	5	<b>60</b>
Assistance Requested	7	51	<b>-86</b>
Causing Damage	20	19	<b>5</b>
Causing Harm	35	21	<b>67</b>
Disturbance	13	9	<b>44</b>
Domestic Reports (General)	52	23	<b>126</b>
Fighting	1	0	<b>100</b>
Grievous Harm	0	2	<b>-100</b>
Harassment	10	0	<b>1000</b>
Shooting	0	0	<b>0</b>
Stabbing	0	0	<b>0</b>
Threat of Arson	3	1	<b>200</b>
Threat of Harm	14	14	<b>0</b>
Threat of Death	15	22	<b>-32</b>
Trespassing	1	0	<b>100</b>
Wounding	2	0	<b>200</b>
<b>TOTAL</b>	<b>249</b>	<b>203</b>	<b>23</b>

**Domestic Related Cases  
Divisional Breakdown  
All Bahamas 2021**

Domestic Related Cases	A	CB	C	E	FH	NE	NW	PI	SC	SE	S	SW	W	GB	FI	Total
Murder	0	0	0	0	0	0	0	0	0	0	0	0	0	1	0	1
Attempted Murder	0	0	0	0	0	0	0	0	0	0	0	0	0	0	0	0
Assault	0	2	1	6	1	5	5	1	2	5	6	11	1	12	9	67
Assault with a deadly weapon	0	0	0	0	0	0	0	0	2	1	0	3	0	0	2	8
Assistance Requested	0	0	0	1	0	0	1	0	0	1	1	0	0	1	2	7
Causing Damage	0	1	1	0	1	1	0	0	2	1	3	4	0	5	1	20
Causing Harm	0	0	1	3	3	1	2	0	3	3	2	7	1	4	5	35
Disturbance	0	0	0	0	0	2	1	0	0	1	0	0	0	7	2	13
Domestic Reports	0	1	1	1	1	0	0	0	3	7	4	4	1	20	9	52
Fighting	0	0	0	0	0	0	0	0	0	0	0	0	0	0	1	1
Grievous Harm	0	0	0	0	0	0	0	0	0	0	0	0	0	0	0	0
Harassment	0	0	2	0	1	0	2	0	0	1	1	1	0	2	0	10
Shooting	0	0	0	0	0	0	0	0	0	0	0	0	0	0	0	0
Stabbing	0	0	0	0	0	0	0	0	0	0	0	0	0	0	0	0
Threat of Arson	0	0	0	0	0	0	0	0	0	0	2	0	0	1	0	3
Threat of Harm	0	0	0	1	2	1	0	0	0	1	1	1	0	6	1	14
Threat of Death	0	0	0	0	1	2	1	0	4	0	1	2	0	2	2	15
Trespassing	0	0	0	0	0	0	0	0	0	1	0	0	0	0	0	1
Wounding	0	0	0	0	0	0	0	0	0	0	0	2	0	0	0	2
<b>Total</b>	0	4	6	12	10	12	12	1	16	22	21	35	3	61	34	249

**Gender Based Violence  
January 2021**

	Year	2020					2019				
	District	Total Males	Females			Total	Total Males	Females			Total
			Juvenile	Adult	%			Juvenile	Adult	%	
Murder	All Bahamas	8	0	2	20	<b>10</b>	7	0	0	0	<b>7</b>
	New Providence	8	0	1	11	9	5	0	0	0	5
	Grand Bahama	0	0	1	100	1	2	0	0	0	2
	Family Islands	0	0	0	0	0	0	0	0	0	0
Att Murder	All Bahamas	1	0	0	0	<b>1</b>	1	0	0	0	<b>1</b>
	New Providence	1	0	0	0	1	1	0	0	0	1
	Grand Bahama	0	0	0	0	0	0	0	0	0	0
	Family Islands	0	0	0	0	0	0	0	0	0	0
Shooting	All Bahamas	9	0	1	10	<b>10</b>	15	0	3	17	<b>18</b>
	New Providence	9	0	1	10	10	14	0	3	18	17
	Grand Bahama	0	0	0	0	0	0	0	0	0	0
	Family Islands	0	0	0	0	0	1	0	0	0	1
Stabbing	All Bahamas	2	0	1	33	<b>3</b>	5	0	0	0	<b>5</b>
	New Providence	2	0	1	33	3	5	0	0	0	5
	Grand Bahama	0	0	0	0	0	0	0	0	0	0
	Family Islands	0	0	0	0	0	0	0	0	0	0
Rape	All Bahamas	2	4	7	85	<b>13</b>	0	1	2	100	<b>3</b>
	New Providence	2	3	7	83	12	0	1	1	100	2
	Grand Bahama	0	1	0	100	1	0	0	1	100	1
	Family Islands	0	0	0	0	0	0	0	0	0	0
Causing Harm	All Bahamas	57	1	53	49	<b>111</b>	52	1	32	39	<b>85</b>
	New Providence	37	1	35	49	73	31	1	24	45	56
	Grand Bahama	14	0	10	42	24	14	0	3	18	17
	Family Islands	6	0	8	57	14	7	0	5	42	12
Threats of Death	All Bahamas	45	0	56	55	<b>101</b>	45	0	61	58	<b>106</b>
	New Providence	32	0	40	56	72	36	0	57	61	93
	Grand Bahama	6	0	7	54	13	6	0	4	40	10
	Family Islands	7	0	9	56	16	3	0	0	0	3
Threats of Harm	All Bahamas	29	1	40	59	<b>70</b>	45	3	40	49	<b>88</b>
	New Providence	16	0	25	61	41	33	3	36	54	72
	Grand Bahama	7	1	12	65	20	6	0	1	14	7
	Family Islands	6	0	3	33	9	6	0	3	33	9
Poss. of Firearm with intent to endanger	All Bahamas	0	0	0	0	<b>0</b>	2	0	0	0	<b>2</b>
	New Providence	0	0	0	0	0	2	0	0	0	2
	Grand Bahama	0	0	0	0	0	0	0	0	0	0
	Family Islands	0	0	0	0	0	0	0	0	0	0
Assault with deadly weapon	All Bahamas	24	0	10	29	<b>34</b>	30	0	15	33	<b>45</b>
	New Providence	16	0	7	30	23	25	0	14	36	39
	Grand Bahama	3	0	1	25	4	2	0	1	33	3
	Family Islands	5	0	2	29	7	3	0	0	0	3

**Police Involved Shootings  
January  
2021 vs 2020**

<b>Encounters with Armed Suspects</b>			
<b>Incidents</b>	<b>2021</b>	<b>2020</b>	<b>% CHANGE</b>
Police Involved Shootings	1	2	-50

<b>Encounters with Armed Suspects by Division</b>																
<b>Year</b>	<b>A</b>	<b>CB</b>	<b>C</b>	<b>E</b>	<b>FH</b>	<b>NE</b>	<b>NW</b>	<b>PI</b>	<b>SC</b>	<b>SE</b>	<b>S</b>	<b>SW</b>	<b>W</b>	<b>GB</b>	<b>FI</b>	<b>Total</b>
2021	0	0	0	0	0	0	0	0	1	0	0	0	0	0	0	1
2020	0	0	0	0	0	0	1	0	0	0	1	0	0	0	0	2

<b>Status of Armed Suspect</b>			
<b>Status</b>	<b>2021</b>	<b>2020</b>	<b>% CHANGE</b>
Deceased	1	0	100
Injured	0	2	-100

**Suicide Incidents**  
**January**  
**2021 vs 2020**

Category	2021	2020	% CHANGE
Suicide	0	1	-100
Attempted Suicide	3	4	-25

Category	New Providence	Grand Bahama	Family Island	Total
Suicide	0	0	0	0
Attempted Suicide	2	1	0	3

Suicide by Gender						
Age Range	Males		Females		Total	
	2021	2020	2021	2020	2021	2020
0-17	0	0	0	0	0	0
18-30	0	0	0	0	0	0
31-45	0	0	0	0	0	0
46-60	0	1	0	0	0	1
61 & Older	0	0	0	0	0	0
Unknown	0	0	0	0	0	0
<b>Total</b>	<b>0</b>	<b>1</b>	<b>0</b>	<b>0</b>	<b>0</b>	<b>1</b>

Attempted Suicide by Gender						
Age Range	Males		Females		Total	
	2021	2020	2021	2020	2021	2020
0-17	0	0	0	0	0	0
18-30	1	1	1	0	2	1
31-45	0	1	1	1	1	2
46-60	0	0	0	1	0	1
61 & Older	0	0	0	0	0	0
Unknown	0	0	0	0	0	0
<b>Total</b>	<b>1</b>	<b>2</b>	<b>2</b>	<b>2</b>	<b>3</b>	<b>4</b>

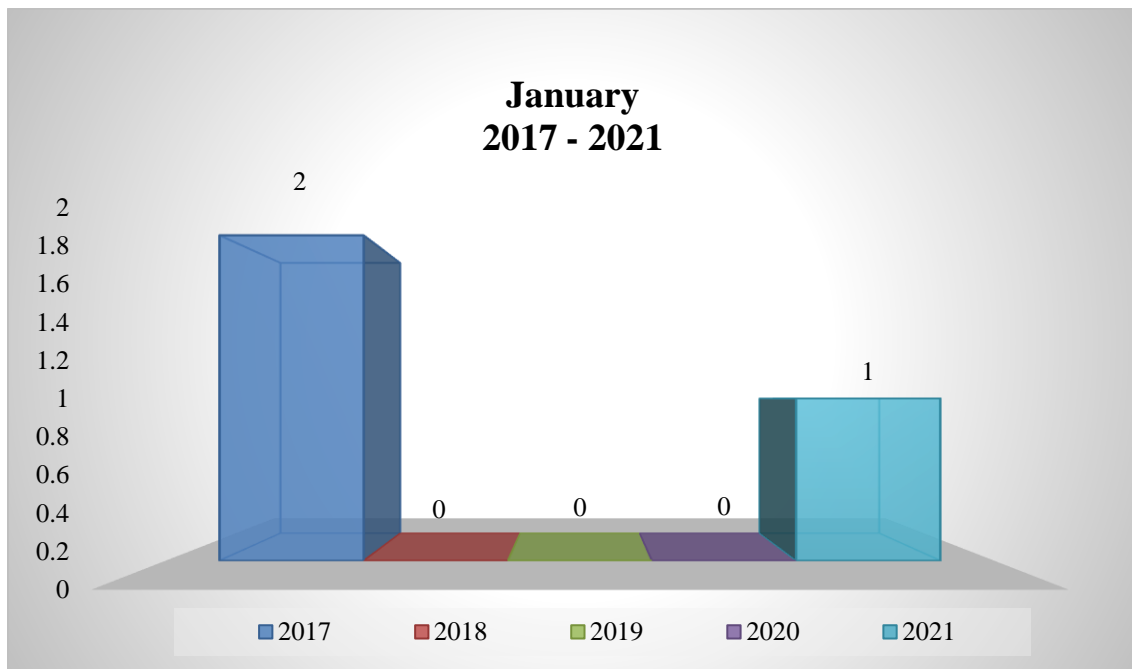


**Drowning Incidents  
January  
2021 vs 2020**

Category	2021	2020	% Change
Drowning	1	0	100

Category	2021	2020	2019	2018	2017
Drowning	1	0	0	0	2

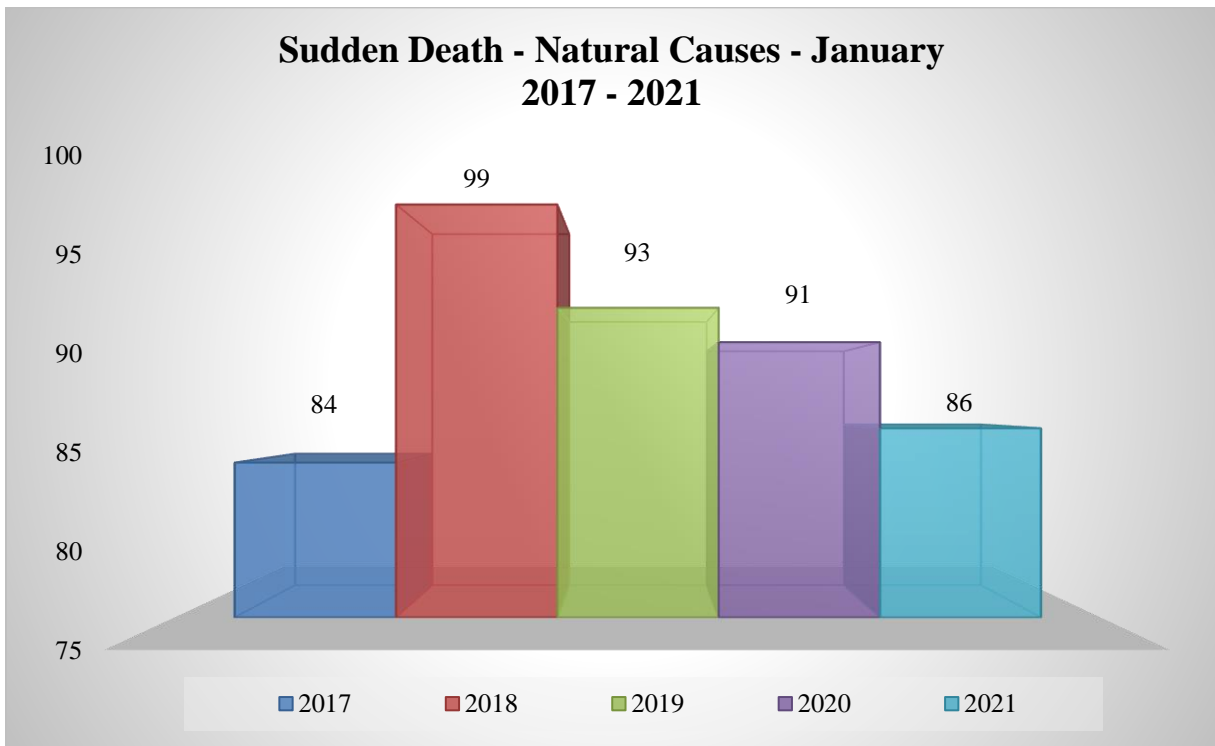
Drownings by Gender						
Age Range	Males		Females		Total	
	2021	2020	2021	2020	2021	2020
0-17	0	0	0	0	0	0
18-30	0	0	0	0	0	0
31-45	0	0	0	0	0	0
46-60	1	0	0	0	1	0
61 & Older	0	0	0	0	0	0
Unknown*	0	0	0	0	0	0
<b>Total</b>	<b>1</b>	<b>0</b>	<b>0</b>	<b>0</b>	<b>1</b>	<b>0</b>



**Sudden Death – Natural Causes  
January  
2017 – 2021**

Incident	2021	2020	% Change
Sudden Death (Natural Causes)	86	91	<b>-5</b>

Incident	2021	2020	2019	2018	2017
Sudden Death (Natural Causes)	86	91	93	99	84

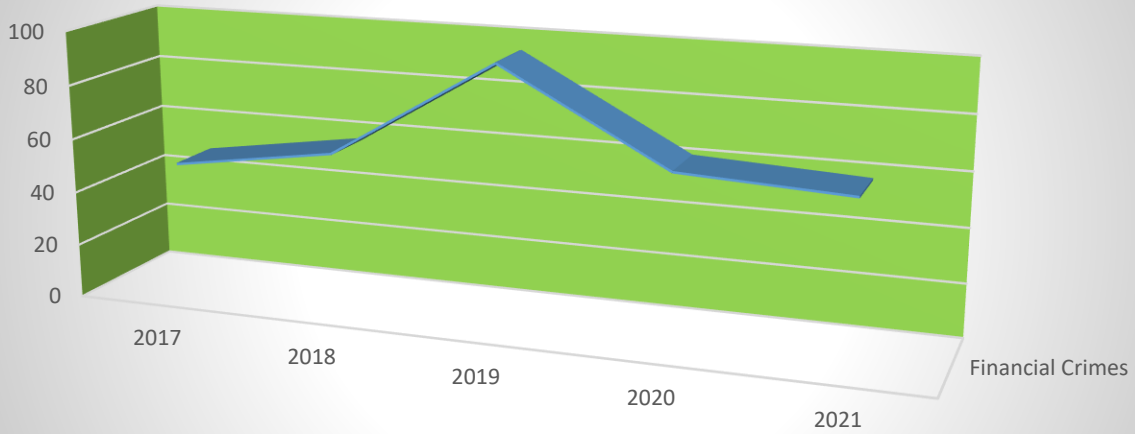


**Financial Crimes  
January  
2021 vs 2020**

<b>Incident</b>	<b>2021</b>	<b>2020</b>	<b>% Change</b>
Bribery	1	0	<b>100</b>
Extortion	0	0	<b>0</b>
Falsification of Accounts	0	0	<b>0</b>
Forgery	1	0	<b>100</b>
Fraud by False Pretences	24	31	<b>-23</b>
Possession of Forged Currency Notes	7	3	<b>133</b>
Possession of Forged Documents	7	4	<b>75</b>
Proceeds from Crime	1	0	<b>100</b>
Stealing by reason of employment	6	5	<b>20</b>
Stealing by reason of service	12	19	<b>-37</b>
Uttering Forged Currency Notes	0	0	<b>0</b>
Uttering Forged Documents	0	0	<b>0</b>
<b>Sub-Total</b>	<b>59</b>	<b>62</b>	<b>-5</b>

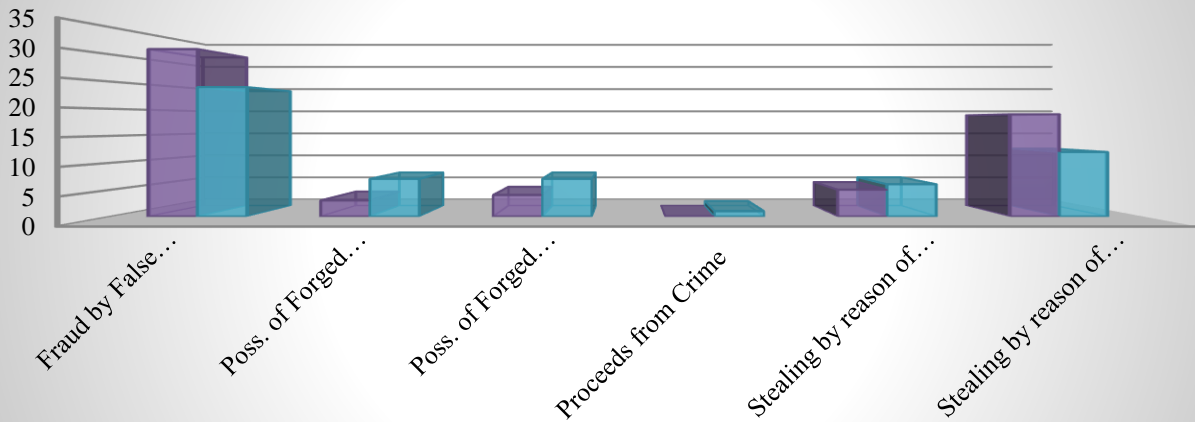
<b>Incident</b>	<b>2021</b>	<b>2020</b>	<b>2019</b>	<b>2018</b>	<b>2017</b>
Bribery	1	0	0	0	1
Extortion	0	0	0	0	2
Falsification of Accounts	0	0	0	0	0
Forgery	1	0	2	1	3
Fraud by False Pretences	24	31	36	11	5
Possession of Forged Currency Notes	7	3	15	14	2
Possession of Forged Documents	7	4	3	4	0
Proceeds from Crime	1	0	4	0	8
Stealing by reason of employment	6	5	15	9	9
Stealing by reason of service	12	19	20	18	19
Uttering Forged Currency Notes	0	0	0	0	0
Uttering Forged Documents	0	0	0	1	0
<b>Sub-Total</b>	<b>59</b>	<b>62</b>	<b>95</b>	<b>58</b>	<b>49</b>

## Financial Crimes January 2021



	2017	2018	2019	2020	2021
Financial Crimes	49	58	95	62	59

## Financial Crimes January 2021 Vs. 2020

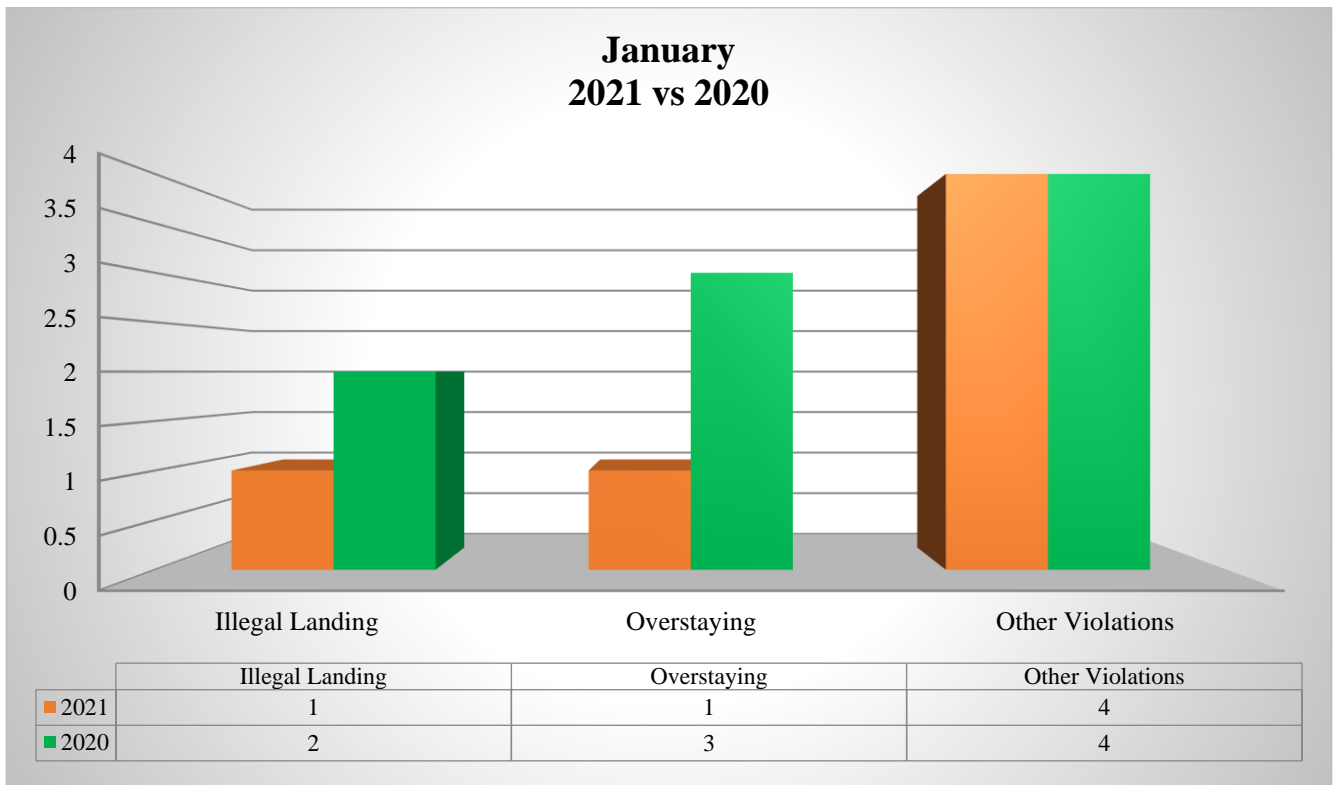


	Fraud by False Pretences	Poss. of Forged Currency Notes	Poss. of Forged Documents	Proceeds from Crime	Stealing by reason of employment	Stealing by reason of service
2020	31	3	4	0	5	19
2021	24	7	7	1	6	12

**Immigration Violations  
January  
2021 vs 2020**

Category	2021	2020	% Change
Illegal Landing	1	2	-50
Overstaying	1	3	-67
Other Violation	4	4	0

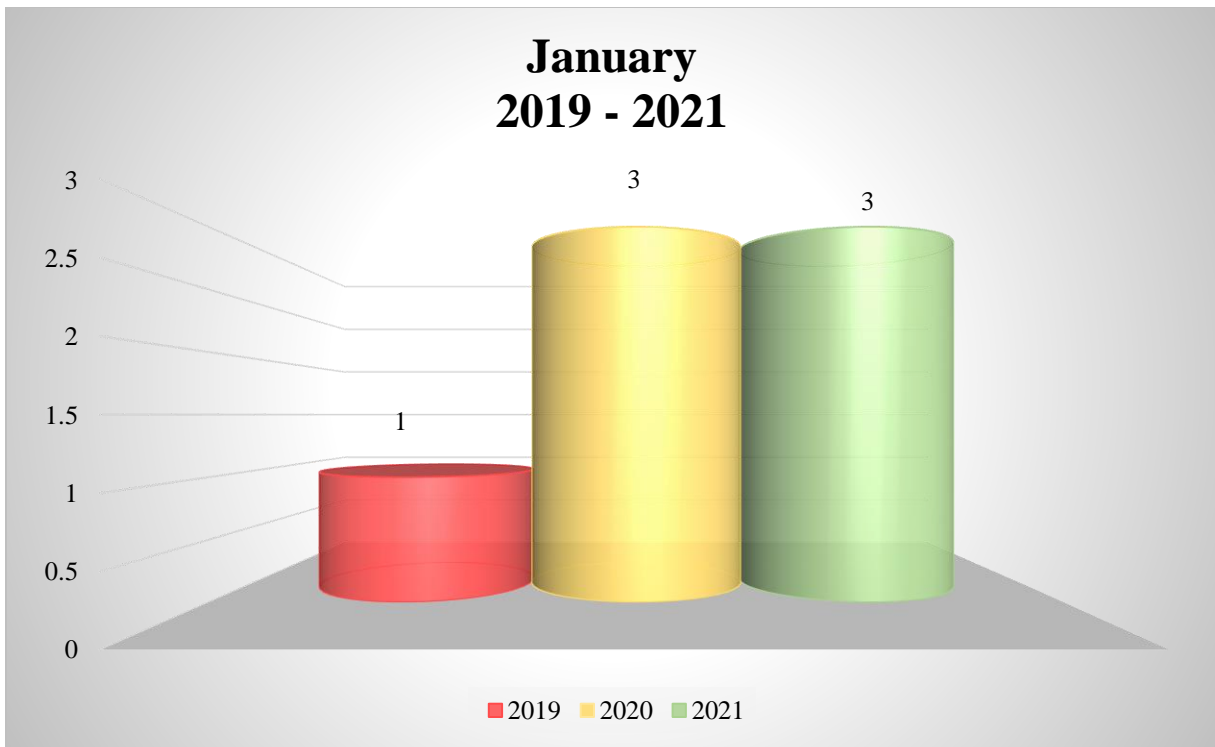
Incident	2021	2020	2019	2018	2017
Illegal Landing	1	2	2	0	0
Overstaying	1	3	0	0	0
Other Violation	4	4	2	0	1



**Human Smuggling  
January  
2021 vs 2020**

Category	2021	2020	% Change
Trafficking in Persons	3	3	0

Incident	2021	2020	2019	2018	2017
Trafficking in Persons	3	3	1	0	0



**Traffic Incidents – All Bahamas  
January 2021 vs 2020**

<b>Fixed Penalty Notices – All Bahamas</b>			
<b>Category</b>	<b>2021</b>	<b>2020</b>	<b>% CHANGE</b>
Fixed Penalty Notices	2,807	3,068	<b>-9</b>

<b>Road Accident Reports</b>			
<b>Category</b>	<b>2021</b>	<b>2020</b>	<b>% CHANGE</b>
Fatal Accidents	1	9	<b>-89</b>
Damage only	435	663	<b>-34</b>
Hit & Run	106	129	<b>-18</b>
Minor Injuries	166	207	<b>-19</b>
Serious Injuries	9	11	<b>-18</b>

<b>Victims of Fatal Accidents</b>			
<b>Category</b>	<b>2021</b>	<b>2020</b>	<b>% CHANGE</b>
Fatal Crash Victims	1	9	<b>-89</b>

<b>Road Accident Reports by District</b>				
<b>Accident Type</b>	<b>New Providence</b>	<b>Grand Bahama</b>	<b>Family Islands</b>	<b>Total</b>
Fatality	0	1	0	1
Damage only	344	80	11	435
Hit & Run	95	9	2	106
Minor Injuries	127	30	9	166
Serious Injuries	2	3	4	9

**Training January 2021  
Internal, External & International**

<b>Training Session</b>	<b># of Participants</b>
AS 400 Training (Initial)	<b>10</b>
AS 400 Training (Supervisor)	<b>1</b>
AS 400 Refresher Training (Supervisor)	<b>1</b>
Canine Professional Development Course	<b>11</b>
Firearms Initial	<b>4</b>
<b>Total</b>	<b>27</b>